Towamencin Township Supplemental Financial Information November 2022

Towamencin Township
11/30/2022
Operating Funds

	General	Street Light	Fire	Park & Recreation	Swimming Pool	Sewer	Debt	Highway Aid	2022 Year to Date	2022 Budget
Revenue Summary										
Real Estate Taxes	2,816,343	-	66,603	364,066			699,522		3,946,534	3,967,365
Act 511 Taxes	4,567,574								4,567,574	4,530,000
Licenses & Permits	247,102								247,102	343,400
Fines & Forfeitures	38,218								38,218	44,600
Interest	15,690			6		42,930	391	10,198	69,217	2,450
Rental Income	19,100								19,100	26,700
Intergovernmental	480,853		139,363					494,812	1,115,028	1,083,014
Charges for Services	42,656			(1,407)		4,717,363			4,758,612	5,389,274
Public Safety	465,166								465,166	386,965
Miscellaneous	18,475			9,000					27,475	901,125
Interfund Transfers	1,162,514		180,000	181,455	40,000		1,085,506	89,073	2,738,548	2,649,476
Interfund Transfers TTIA	-								-	-
Audited Prior year Bal Fwd	1,666,740	2,967	14,330	95,989	(6,528)	1,380,808	346,121	564,936	4,177,545	4,177,545
Total Revenues	11,540,433	2,967	400,295	649,110	33,472	6,141,100	2,131,541	1,159,019	22,170,119	23,501,914
Expenditure Summary										
General Government	1,352,539	-				83,196	323		1,436,058	1,554,629
Public Safety	3,943,328		349,283						4,292,611	4,976,774
Highways & Streets	1,092,136							461,052	1,553,188	2,223,065
Sewer Operations						3,640,802			3,640,802	3,670,476
Culture & Recreation				318,088	93,684				411,772	357,713
Debt Service						17,602	677,776		695,377	1,090,674
Insurance and Overhead	1,048,249								1,048,249	1,111,230
Transfer to T T I A - Project Cost									-	-
Transfer to T T I A -Debt Service							1,117,534		1,117,534	1,187,511
Interfund Transfers	1,975,691			357,500		1,307,403			3,640,594	4,486,357
Total Expenditures	9,411,944	-	349,283	675,588	93,684	5,049,003	1,795,633	461,052	17,836,186	20,658,429
Current Ending Fund Balance	**2,128,489**	**2,967**	**51,012**	**(26,478)**	**(60,213)**	**1,092,097**	**335,908**	**697,967**	**4,333,933**	**2,843,485**
Budgeted Ending Fund Balance	1,128,480	2,197	12,921	5,697	10,242	1,387,687	21,773	81,128	2,650,125	

Towamencin Township
11/30/2022
Capital Funds

	Sewer Capital	Park Capital	Public Art	General Capital	Traffic Impact	Fischers Park	Capital Equip Resv	General Reserve	2022 Year to Date	2022 Budget
Revenue Summary										
Impact Fees	4,616	27,205			4,395				36,216	-
Interest	9,358	20	167		205	9,485			19,234	2,942
Other Financing Sources						194,541			194,541	236,400
Miscellaneous				28,110					28,110	40,000
Grants	-	399,226		370,487					769,713	1,722,141
Sale of Assets				28,800					28,800	50,000
Interfund Transfers	200,000	317,500		1,138,015					1,655,515	2,369,015
Audited Prior year Bal Fwd	3,373,821	464,551	147,869	755,848	79,062	44,040	77,600	40,312	4,983,103	4,830,609
Total Revenues	3,587,795	1,208,502	148,036	2,321,260	83,662	248,066	77,600	40,312	7,715,233	9,251,107
Expenditure Summary										
Capital Outlay	296,398	525,883		2,066,023		6,108			2,894,413	5,503,848
Operating Expenses	55,639			201		146,665			202,505	162,170
Interfund Transfers	176,000	189,507		211,515	3,736	55,111	77,600	40,000	753,469	632,133
Total Expenditures	528,038	715,390	-	2,277,739	3,736	207,885	77,600	40,000	3,850,387	6,298,151
Estimated Ending Fund Balance	**3,059,757**	**493,112**	**148,036**	**43,521**	**79,926**	**40,182**	**-**	**312**	**3,864,846**	**2,952,956**
Budgeted Ending Fund Balance	3,184,851	17,397	147,985	66,008	79,082	12,030	77,600	40,312	3,625,265	

Towamencin Township Taxes Collected
November

	2022		2021		2020	
	Collections	**% of Budget**	**Collections**	**% of Budget**	**Collections**	**% of Budget**
Earned Income Tax - budget $3,700,000						
November	431,880		634,559		584,516	
Prior Collections for the Year	3,169,380		2,953,019		2,924,843	
Taxes Collected YTD	3,601,259	97%	3,587,579	98%	3,509,359	99%
				3,650,000		3,550,000
Local Services Tax - budget $380,000						
November	90,330		81,506		87,455	
Prior Collections for the Year	283,348		294,159		283,200	
Taxes Collected YTD	373,678	98%	375,665	99%	370,655	109%
				380,000		340,000
Real Estate Transfer Tax - budget $450,000						
November	44,345		66,523		38,112	
Prior Collections for the Year	548,291		816,755		286,236	
Taxes Collected YTD	592,636	132%	883,278	229%	324,347	76%
				385,000		425,000
Real EstateTax - budget $3,967,365						
November	3,935		13,043		4,327	
Prior Collections for the Year	3,942,599		3,974,725		3,325,144	
Taxes Collected YTD	3,946,534	99%	3,987,767	99%	3,329,470	99%
				4,024,293		3,350,303

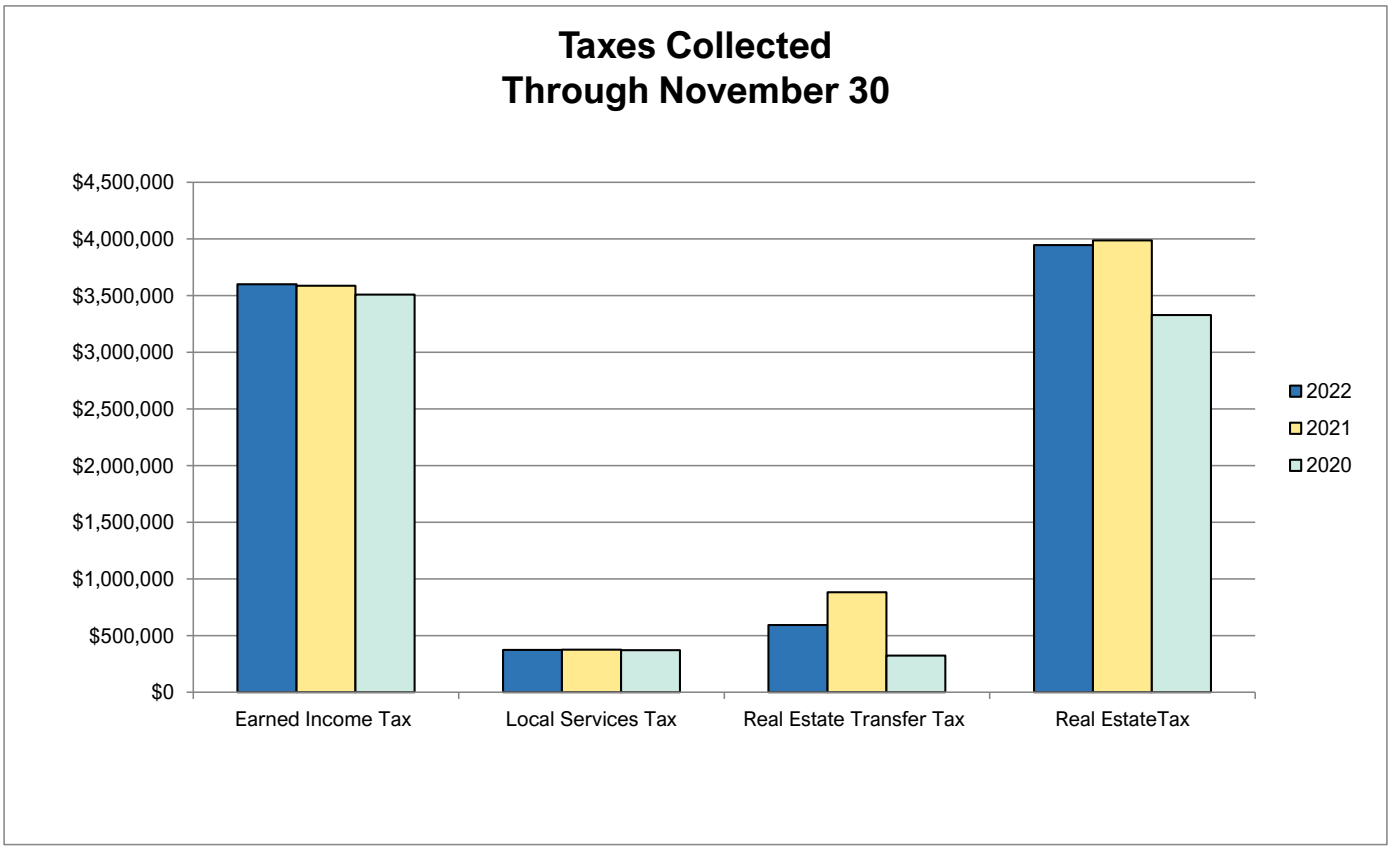

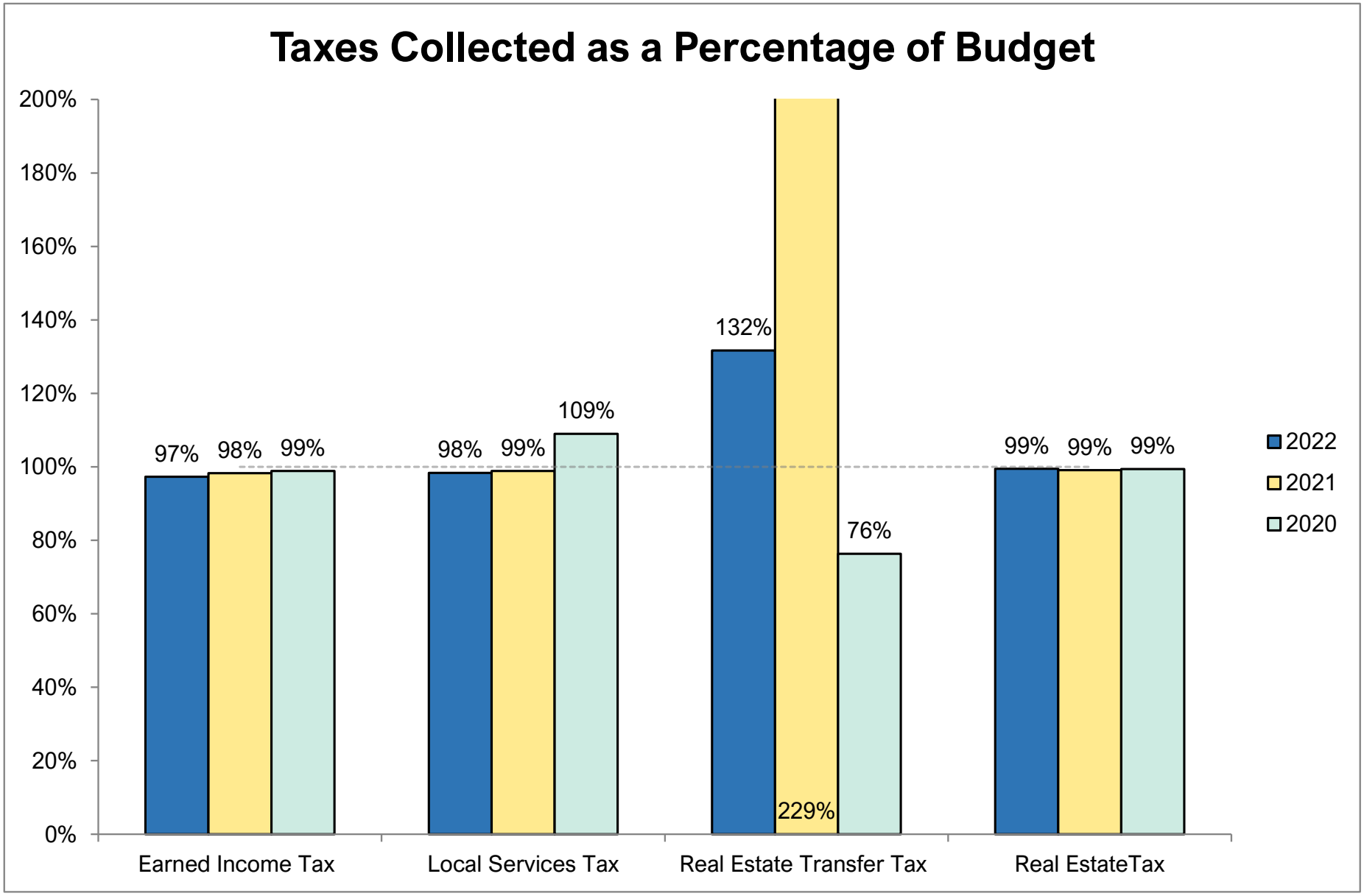
Taxes Collected as a Percentage of Budget
200%
180%
160%
140%
120%
100%
80%
60%
40%
20%
0%
97%
98%
99%
98%
99%
109%
132%
229%
76%
99%
99%
99%
Earned Income Tax
Local Services Tax
Real Estate Transfer Tax
Real EstateTax
2022
2021
2020

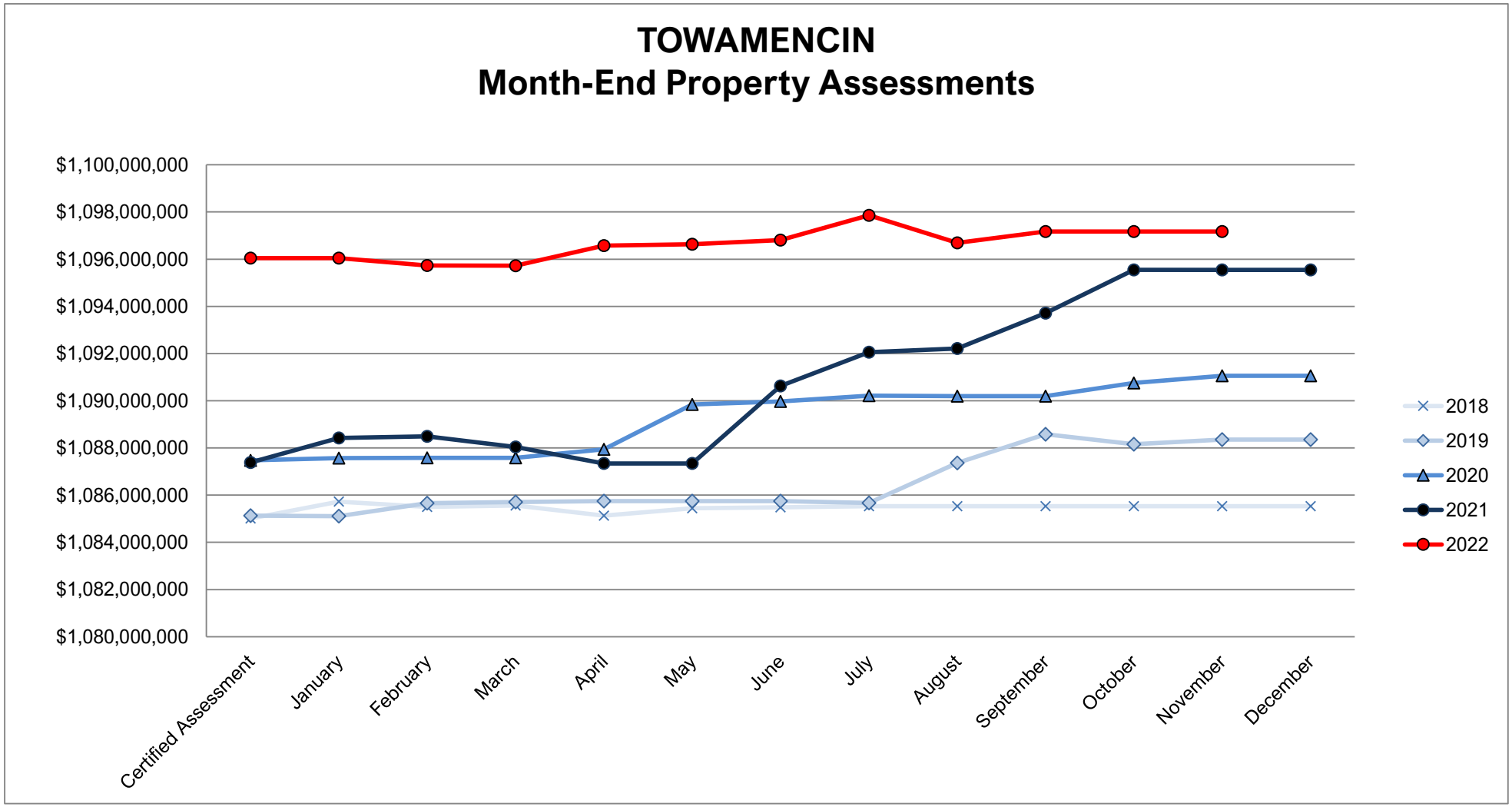

Certified Assessment 1/1/22:	**1,096,043,989**	**Changes effective 1/1/23:**	(277,160)
2022 Changes:	1,123,952		
Current Assessment as of 11/30/22	**1,097,167,941**	**Certified Assessment as of 1/1/23**	**1,096,890,781**

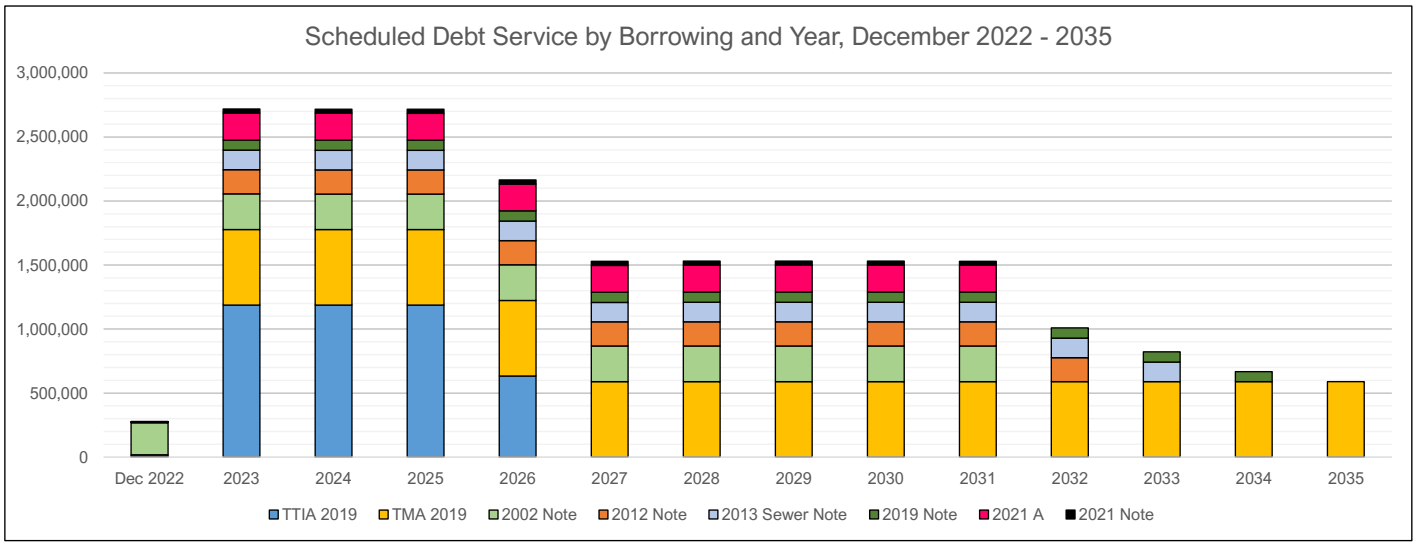

TTIA: 2019 Revenue Bank Notes	$	6,740,000			
Outstanding Principal Balance on 11/30/22:	$	4,077,000	Next principal payment due:		4/25/2023
Fixed Interest Rate		1.743%	Principal Amount:	$	1,129,000
TMA: 2019 Revenue Bank Notes	$	8,026,000			
Outstanding Principal Balance on 11/30/22:	$	6,718,000	Next principal payment due:		5/25/2023
Fixed Interest Rate		2.098%	Principal Amount:	$	455,000
2002 General Obligation Note	$	6,000,000			
Outstanding Principal Balance on 11/30/22:	$	2,618,000	Next principal payment due:		12/25/2022
Fixed Interest Rate		1.1360%	Principal Amount:	$	248,000
2012 General Obligation Note	$	3,062,000			
Outstanding Principal Balance on 11/30/22:	$	1,702,000	Next principal payment due:		10/25/2023
Fixed Interest Rate		1.968%	Principal Amount:		2/10/2327
2013 Sewer Revenue Note	$	2,500,000			
Outstanding Principal Balance on 11/30/22:	$	1,575,000	Next principal payment due:		7/25/2023
Fixed Interest Rate		1.1570%	Principal Amount:	$	135,000
2019 General Obligation Note	$	1,000,000			
Outstanding Principal Balance on 11/30/22:	$	828,000	Next principal payment due:		5/25/2023
Fixed Interest Rate		2.448%	Principal Amount:	$	60,000
2021-A TT General Obligation Note	$	2,000,000			
Outstanding Principal Balance on 11/30/22:	$	1,809,000	Next principal payment due:		2/25/2023
Fixed Interest Rate		1.043%	Principal Amount:	$	193,000
2021 TTVFC General Obligation Note	$	300,000			
Outstanding Principal Balance on 11/30/22:	$	271,000	Next principal payment due:		1/25/2023
Fixed Interest Rate		1.052%	Principal Amount:	$	29,000
Total Outstanding Balance on 11/30/22	**$**	**19,598,000**			

Towamencin Township Statements of Revenue and Expense November 2022

TOWAMENCIN TOWNSHIP
REVENUES WITH COMPARISON TO BUDGET
FOR THE 11 MONTHS ENDING NOVEMBER 30, 2022

GENERAL FUND

		PERIOD ACTUAL	YTD ACTUAL	BUDGET	UNEARNED	PCNT
	REAL ESTATE TAXES					
01-301-100.00	REAL ESTATE TAX CURRENT	1,660.90	2,831,954.40	2,847,480.00	15,525.60	99.5
01-301-101.00	REAL ESTATE TAX DISCOUNT	87.09	(53,930.92)	(54,700.00)	(769.08)	(98.6)
01-301-102.00	REAL ESTATE TAX PENALTY	635.40	3,221.01	7,500.00	4,278.99	43.0
01-301-200.00	REAL ESTATE TAX PRIOR	.00	8,189.16	8,000.00	(189.16)	102.4
01-301-400.00	REAL ESTATE TAX DELINQNT.	.00	15,356.05	20,000.00	4,643.95	76.8
01-301-600.00	REAL ESTATE TAX INTERIM	426.22	11,553.54	2,500.00	(9,053.54)	462.1
	TOTAL REAL ESTATE TAXES	2,809.61	2,816,343.24	2,830,780.00	14,436.76	99.5
	ACT 511 TAXES					
01-310-100.00	REAL ESTATE TRANSFER TAX	44,345.00	592,636.37	450,000.00	(142,636.37)	131.7
01-310-200.00	EARNED INCOME TAXES	431,879.55	3,601,259.39	3,700,000.00	98,740.61	97.3
01-310-505.00	LOCAL SERVICES TAX	90,330.46	373,678.40	380,000.00	6,321.60	98.3
	TOTAL ACT 511 TAXES	566,555.01	4,567,574.16	4,530,000.00	(37,574.16)	100.8
	BUSINESS LICENSES					
01-321-600.00	BUSINESS LICENSES	.00	400.00	1,900.00	1,500.00	21.1
01-321-800.00	CATV FRANCHISE FEE	79,613.31	246,701.78	341,500.00	94,798.22	72.2
	TOTAL BUSINESS LICENSES	79,613.31	247,101.78	343,400.00	96,298.22	72.0
	NON BUSINESS LICENSES					
01-322-800.00	STREET OPENING PERMITS	150.00	1,470.00	4,550.00	3,080.00	32.3
	TOTAL NON BUSINESS LICENSES	150.00	1,470.00	4,550.00	3,080.00	32.3
	FINES					
01-331-100.00	DISTRICT JUSTICE FINES	3,215.11	35,025.73	37,600.00	2,574.27	93.2
01-331-110.00	STATE POLICE FINES	.00	3,192.22	7,000.00	3,807.78	45.6
	TOTAL FINES	3,215.11	38,217.95	44,600.00	6,382.05	85.7
	INTEREST ON EARNINGS					
01-341-100.00	INTEREST ON EARNINGS	3,606.10	15,690.39	2,000.00	(13,690.39)	784.5
	TOTAL INTEREST ON EARNINGS	3,606.10	15,690.39	2,000.00	(13,690.39)	784.5

TOWAMENCIN TOWNSHIP
REVENUES WITH COMPARISON TO BUDGET
FOR THE 11 MONTHS ENDING NOVEMBER 30, 2022

GENERAL FUND

		PERIOD ACTUAL	YTD ACTUAL	BUDGET	UNEARNED	PCNT
	RENTAL INCOME					
01-342-200.01	RITTENHOUSE A UNIT	1,650.00	9,900.00	12,900.00	3,000.00	76.7
01-342-200.02	RITTENHOUSE B UNIT	1,150.00	9,200.00	13,800.00	4,600.00	66.7
	TOTAL RENTAL INCOME	2,800.00	19,100.00	26,700.00	7,600.00	71.5
	FEDERAL GRANTS					
01-351-000.01	FED GRANT - DUI	.00	3,122.19	.00	(3,122.19)	.0
01-351-000.04	FED GRANT - BVP	.00	3,058.56	2,548.80	(509.76)	120.0
	TOTAL FEDERAL GRANTS	.00	6,180.75	2,548.80	(3,631.95)	242.5
	STATE GRANT					
01-354-010.00	PA GRANT- RECYCLING PERFORMNCE	36,225.06	36,225.06	31,165.00	(5,060.06)	116.2
	TOTAL STATE GRANT	36,225.06	36,225.06	31,165.00	(5,060.06)	116.2
	STATE SHARED REVENUES & ENTITL					
01-355-010.00	PUBLIC UTILITY TAX	.00	8,774.37	7,850.00	(924.37)	111.8
01-355-040.00	ALCOHOLIC BEVERAGE TAX	.00	2,400.00	2,000.00	(400.00)	120.0
01-355-050.00	PENSION STATE AID	.00	352,270.72	326,200.00	(26,070.72)	108.0
01-355-060.00	FIRE CO DEBT RE-PMT FIRE TRUCK	2,660.00	29,215.00	31,876.00	2,661.00	91.7
	TOTAL STATE SHARED REVENUES & ENTITL	2,660.00	392,660.09	367,926.00	(24,734.09)	106.7
	LOCAL GOVT UNIT SHARED REVENUE					
01-358-020.00	CRIMINAL PROCESSING FEE	.00	45,787.01	74,000.00	28,212.99	61.9
	TOTAL LOCAL GOVT UNIT SHARED REVENUE	.00	45,787.01	74,000.00	28,212.99	61.9
	CHARGES FOR SERVICES					
01-361-310.00	PRELIM SUBDIV/LAND DEV	.00	7,050.00	14,300.00	7,250.00	49.3
01-361-320.00	ADMINISTRATIVE FEES	1,674.25	23,381.37	49,130.00	25,748.63	47.6
01-361-340.00	ZONING HEARING BOARD FEES	.00	9,955.00	13,550.00	3,595.00	73.5
01-361-350.00	BOS - HEARING FEES	.00	800.00	2,400.00	1,600.00	33.3
	TOTAL CHARGES FOR SERVICES	1,674.25	41,186.37	79,380.00	38,193.63	51.9

TOWAMENCIN TOWNSHIP
REVENUES WITH COMPARISON TO BUDGET
FOR THE 11 MONTHS ENDING NOVEMBER 30, 2022

GENERAL FUND

		PERIOD ACTUAL	YTD ACTUAL	BUDGET	UNEARNED	PCNT
	PUBLIC SAFETY					
01-362-010.00	SPECIAL POLICE SERVICES	.00	6,321.25	6,100.00	(221.25)	103.6
01-362-010.03	AGGRESSIVE DRIVER OT	.00	.00	550.00	550.00	.0
01-362-010.05	COUNTY DRUG TASK FORCE OT	.00	.00	1,200.00	1,200.00	.0
01-362-010.06	DUI TASK FORCE OT	.00	6,043.36	2,300.00	(3,743.36)	262.8
01-362-010.07	FBI TASK FORCE OT	3,228.03	4,438.45	3,000.00	(1,438.45)	148.0
01-362-020.00	POLICE REPORTS	360.00	6,037.50	4,800.00	(1,237.50)	125.8
01-362-130.00	ALARM PERMITS	135.00	9,000.00	8,450.00	(550.00)	106.5
01-362-140.00	STRAY DOG FINES	30.00	60.00	90.00	30.00	66.7
01-362-145.00	LODGING FEES	.00	150.00	250.00	100.00	60.0
01-362-170.00	FINGERPRINTING FEES	118.33	4,000.84	8,000.00	3,999.16	50.0
01-362-405.00	CONTRACTOR REGISTRATIONS	45.00	1,450.00	2,225.00	775.00	65.2
01-362-407.00	HVAC PERMITS	1,757.50	45,032.00	23,700.00	(21,332.00)	190.0
01-362-410.00	BUILDING PERMITS	5,197.50	165,535.50	124,000.00	(41,535.50)	133.5
01-362-415.00	ZONING PERMITS	1,190.00	18,496.00	24,700.00	6,204.00	74.9
01-362-420.00	ELECTRICAL PERMITS	2,135.50	77,619.00	60,000.00	(17,619.00)	129.4
01-362-430.00	PLUMBING PERMITS	1,130.00	14,581.50	10,000.00	(4,581.50)	145.8
01-362-440.00	FIRE SUPRESSION/ ALARM PERMITS	.00	31,338.00	7,500.00	(23,838.00)	417.8
01-362-450.00	USE & OCCUPANCY PERMITS	2,665.00	29,725.00	38,100.00	8,375.00	78.0
01-362-455.00	ON-SITE INSPECTION PROGRAM FEE	123.00	9,588.00	9,000.00	(588.00)	106.5
01-362-460.00	FIRE INSPECTION FEES	770.00	35,550.00	53,000.00	17,450.00	67.1
01-362-470.00	RESTITUTION	100.00	200.00	.00	(200.00)	.0
	TOTAL PUBLIC SAFETY	18,984.86	465,166.40	386,965.00	(78,201.40)	120.2
	MISCELLANEOUS REVENUE					
01-380-010.00	MISCELLANEOUS SALES	160.00	2,145.00	2,000.00	(145.00)	107.3
01-380-015.00	MISCELLANEOUS RECEIPTS	1,161.29	5,167.07	39,500.00	34,332.93	13.1
01-380-020.00	MISCELLANEOUS RECEIPTS- POLICE	500.00	(1,021.02)	1,000.00	2,021.02	(102.1)
01-380-050.00	ARPA REVENUE	.00	.00	831,100.00	831,100.00	.0
01-380-100.00	INSURANCE PREMIUMS REIMBURSED	907.80	12,173.10	27,525.00	15,351.90	44.2
	TOTAL MISCELLANEOUS REVENUE	2,729.09	18,464.15	901,125.00	882,660.85	2.1
	SOURCE 389					
01-389-100.00	REFUND OF PRIOR YEAR EXPENSE	11.09	11.09	.00	(11.09)	.0
	TOTAL SOURCE 389	11.09	11.09	.00	(11.09)	.0
	INTERFUND TRANSFERS					
01-392-070.00	TRANSFER FROM FISCHERS PARK FU	.00	55,111.00	55,111.00	.00	100.0
01-392-080.00	TRANSFER FROM SEWER FUND	.00	1,107,403.00	1,107,403.00	.00	100.0
	TOTAL INTERFUND TRANSFERS	.00	1,162,514.00	1,162,514.00	.00	100.0

TOWAMENCIN TOWNSHIP
REVENUES WITH COMPARISON TO BUDGET
FOR THE 11 MONTHS ENDING NOVEMBER 30, 2022

GENERAL FUND

	PERIOD ACTUAL	YTD ACTUAL	BUDGET	UNEARNED	PCNT
TOTAL FUND REVENUE	721,033.49	9,873,692.44	10,787,653.80	913,961.36	91.5

TOWAMENCIN TOWNSHIP
EXPENDITURES WITH COMPARISON TO BUDGET
FOR THE 11 MONTHS ENDING NOVEMBER 30, 2022

GENERAL FUND

		PERIOD ACTUAL	YTD ACTUAL	BUDGET	UNEXPENDED	PCNT
	GENERAL GOVT ELECTED OFFICIALS					
01-400-110.00	ELECTED OFFICIALS-SALARY	1,718.75	18,906.25	19,100.00	193.75	99.0
01-400-460.00	CONFERENCE & TRAINING	.00	4,869.17	4,000.00	(869.17)	121.7
	TOTAL GENERAL GOVT ELECTED OFFICIALS	1,718.75	23,775.42	23,100.00	(675.42)	102.9
	GENERAL GOVT - MANAGER					
01-401-121.00	MANAGEMENT SALARY	.00	128,581.74	167,890.00	39,308.26	76.6
01-401-156.00	HEALTH INSURANCE	.00	17,771.97	24,253.11	6,481.14	73.3
01-401-161.00	FICA	.00	9,859.83	12,843.59	2,983.76	76.8
01-401-310.00	OTHER PROFESSIONAL SERVICES	18,720.00	36,787.70	.00	(36,787.70)	.0
01-401-451.00	VEHICLE MAINTENANCE	596.16	1,179.46	500.00	(679.46)	235.9
	TOTAL GENERAL GOVT - MANAGER	19,316.16	194,180.70	205,486.70	11,306.00	94.5
	GENERAL GOVT - TAX COLLECTION					
01-403-110.00	ELECTED OFFICIALS	216.67	2,383.37	2,600.00	216.63	91.7
01-403-210.00	OFFICE SUPPLIES	.00	4,382.00	3,300.00	(1,082.00)	132.8
01-403-450.00	OTHER CONTRACTED SERVICES	6,205.73	52,050.84	55,650.00	3,599.16	93.5
	TOTAL GENERAL GOVT - TAX COLLECTION	6,422.40	58,816.21	61,550.00	2,733.79	95.6
	GENERAL GOVT - STAFF					
01-406-130.00	STAFF SALARY	19,432.30	237,368.39	338,994.00	101,625.61	70.0
01-406-156.00	HEALTH INSURANCE	5,229.74	55,148.66	93,468.66	38,320.00	59.0
01-406-161.00	FICA	1,633.58	19,712.60	25,933.04	6,220.44	76.0
01-406-210.00	OFFICE SUPPLIES	476.65	5,243.54	7,100.00	1,856.46	73.9
01-406-311.00	ACCOUNTING SERVICES	134.35	100,465.50	52,200.00	(48,265.50)	192.5
01-406-314.00	LEGAL SERVICES	10,155.50	71,659.37	125,000.00	53,340.63	57.3
01-406-321.00	TELEPHONE	382.24	4,122.39	5,500.00	1,377.61	75.0
01-406-325.00	POSTAGE	664.91	3,036.79	6,000.00	2,963.21	50.6
01-406-341.00	ADVERTISING	1,613.71	13,471.32	6,600.00	(6,871.32)	204.1
01-406-342.00	PRINTING	.00	1,195.00	4,000.00	2,805.00	29.9
01-406-420.00	DUES,SUBSCRPTNS,MEMBRSHPS	.00	6,677.99	5,500.00	(1,177.99)	121.4
01-406-430.00	OTHER CONTRACTED SERVICES	3,203.36	41,660.69	2,500.00	(39,160.69)	1666.4
01-406-450.00	MAINTENANCE AGREEMENTS	721.92	35,594.33	24,175.00	(11,419.33)	147.2
01-406-460.00	CONFERENCE TRAINING	99.00	2,252.10	3,600.00	1,347.90	62.6
	TOTAL GENERAL GOVT - STAFF	43,747.26	597,608.67	700,570.70	102,962.03	85.3

GENERAL FUND

		PERIOD ACTUAL	YTD ACTUAL	BUDGET	UNEXPENDED	PCNT
	DATA PROCESSING					
01-407-130.00	STAFF SALARY	11,835.12	132,464.36	149,600.00	17,135.64	88.6
01-407-131.00	PERSONNEL - OVERTIME	.00	.00	4,132.57	4,132.57	.0
01-407-156.00	HEALTH INSURANCE	2,668.39	29,685.34	33,183.21	3,497.87	89.5
01-407-161.00	FICA	910.44	10,221.08	11,760.54	1,539.46	86.9
01-407-220.00	MATERIALS/SUPPLIES	377.87	3,101.59	5,835.00	2,733.41	53.2
01-407-310.00	OTHER PROFESSIONAL SERVICES	.00	.00	5,000.00	5,000.00	.0
01-407-321.00	TELEPHONE	1,777.51	21,017.07	27,000.00	5,982.93	77.8
01-407-374.00	MAINTENANCE OF EQUIPMENT	968.09	3,678.41	9,288.00	5,609.59	39.6
01-407-450.00	MAINTENANCE AGREEMENTS	7,115.84	79,224.31	93,462.00	14,237.69	84.8
01-407-460.00	CONFERENCE TRAINING	179.00	2,708.87	5,000.00	2,291.13	54.2
	TOTAL DATA PROCESSING	25,832.26	282,101.03	344,261.32	62,160.29	81.9
	GENERAL GOVT - BLDG MAINTENANC					
01-409-220.00	MATERIALS/SUPPLIES	1,511.67	5,180.38	5,665.00	484.62	91.5
01-409-361.00	ELECTRICITY	2,843.17	40,885.24	37,000.00	(3,885.24)	110.5
01-409-362.00	NATURAL GAS	238.11	3,656.05	4,000.00	343.95	91.4
01-409-366.00	WATER	327.38	1,786.91	2,500.00	713.09	71.5
01-409-373.00	REPAIR & MAINT. OF FACIL.	16,844.27	60,002.89	56,650.00	(3,352.89)	105.9
01-409-450.00	OTHER CONTRACTED SERVICES	11,956.63	84,545.66	78,000.00	(6,545.66)	108.4
	TOTAL GENERAL GOVT - BLDG MAINTENANC	33,721.23	196,057.13	183,815.00	(12,242.13)	106.7

GENERAL FUND

		PERIOD ACTUAL	YTD ACTUAL	BUDGET	UNEXPENDED	PCNT
	PUBLIC SAFETY					
01-410-120.00	PERSONNEL-MANAGEMENT	23,292.14	266,639.10	302,800.00	36,160.90	88.1
01-410-130.01	PERSONNEL - STAFF	11,989.15	123,399.37	137,750.00	14,350.63	89.6
01-410-130.02	PERSONNEL - POLICE	181,150.45	2,049,314.88	2,323,421.05	274,106.17	88.2
01-410-140.02	POLICE NON-DISABILITY WAGES	1,022.71	11,249.81	12,275.00	1,025.19	91.7
01-410-156.00	HEALTH INSURANCE	37,517.39	415,601.44	448,471.19	32,869.75	92.7
01-410-161.00	FICA	18,394.50	198,015.02	211,443.79	13,428.77	93.7
01-410-163.00	POST RETIREMENT BENEFITS	5,236.23	61,581.91	75,883.68	14,301.77	81.2
01-410-183.02	OVERTIME - POLICE	20,326.18	115,783.15	112,000.00	(3,783.15)	103.4
01-410-187.02	REIMB OVERTIME - POLICE	1,969.40	19,351.67	6,000.00	(13,351.67)	322.5
01-410-187.03	AGGRESSIVE DRIVER OT	.00	10,266.36	6,500.00	(3,766.36)	157.9
01-410-187.05	COUNTY DRUG TASK FORCE OT	(104.74)	(1,314.39)	7,500.00	8,814.39	(17.5)
01-410-187.06	DUI TASK FORCE OT	.00	56.45	3,000.00	2,943.55	1.9
01-410-187.07	FBI TASK FORCE OT	662.16	5,380.05	2,000.00	(3,380.05)	269.0
01-410-210.00	OFFICE SUPPLIES	1,626.03	5,037.55	8,000.00	2,962.45	63.0
01-410-220.01	SUPPLIES - GENERAL	1,696.14	3,301.30	7,000.00	3,698.70	47.2
01-410-220.03	SUPPLIES - INVESTIGATIVE UNIT	261.91	1,925.87	4,000.00	2,074.13	48.2
01-410-220.04	SUPPLIES - BIKE PATROL	.00	.00	700.00	700.00	.0
01-410-220.05	SUPPLIES - TRAFFIC SAFETY	87.68	110.18	2,000.00	1,889.82	5.5
01-410-220.06	SUPPLIES - FIRE ARMS UNIT	.00	8,147.36	9,500.00	1,352.64	85.8
01-410-220.07	SUPPLIES - PATROL EQUIPMENT	.00	3,129.67	8,500.00	5,370.33	36.8
01-410-220.08	RADIO/COMMUNCIATIONS EQUIPMENT	.00	.00	5,000.00	5,000.00	.0
01-410-220.09	SUPPLIES - IN SERVICE TRAINING	.00	2,478.80	5,900.00	3,421.20	42.0
01-410-220.11	SUPPLIES - KENNEL	25.00	50.00	300.00	250.00	16.7
01-410-231.00	GAS/OIL	5,440.65	53,161.93	40,000.00	(13,161.93)	132.9
01-410-238.00	UNIFORMS	1,650.14	13,054.04	22,500.00	9,445.96	58.0
01-410-239.00	UNIFORM RELATED EXP	275.30	4,489.59	7,000.00	2,510.41	64.1
01-410-251.00	VEHICLE MAINTENANCE	167.05	19,346.42	45,000.00	25,653.58	43.0
01-410-321.00	TELEPHONE	1,360.40	12,643.38	15,000.00	2,356.62	84.3
01-410-325.00	POSTAGE	326.18	1,778.57	1,800.00	21.43	98.8
01-410-341.00	RECRUITING & TESTING	.00	3,800.00	5,000.00	1,200.00	76.0
01-410-342.00	PRINTING	.00	346.00	2,500.00	2,154.00	13.8
01-410-374.00	REPAIR & MAINT. OF EQUPMT	.00	1,121.13	1,500.00	378.87	74.7
01-410-420.00	DUES,SUBSCRPTNS,MEMBRSHPS	.00	4,975.00	2,475.00	(2,500.00)	201.0
01-410-450.00	OTHER CONTRACTED SERVICES	800.00	23,215.32	28,195.00	4,979.68	82.3
01-410-451.00	MAINTENANCE AGREEMENTS	.00	9,856.80	9,400.00	(456.80)	104.9
01-410-460.00	CONFERENCES/TRAINING	572.21	13,866.43	27,500.00	13,633.57	50.4
01-410-470.00	TRT	.00	.00	3,500.00	3,500.00	.0
	TOTAL PUBLIC SAFETY	315,744.26	3,461,160.16	3,911,314.71	450,154.55	88.5

GENERAL FUND

		PERIOD ACTUAL	YTD ACTUAL	BUDGET	UNEXPENDED	PCNT
	CODE ENFORCEMENT					
01-413-122.00	PERSONNEL-MANAGEMENT	.00	19,636.08	50,393.00	30,756.92	39.0
01-413-130.00	PERSONNEL-STAFF	6,161.34	69,276.89	86,676.00	17,399.11	79.9
01-413-156.00	HEALTH INSURANCE	1,613.32	31,473.90	73,053.71	41,579.81	43.1
01-413-161.00	FICA	452.19	6,431.28	10,485.78	4,054.50	61.3
01-413-220.00	MATERIALS/SUPPLIES	.00	140.55	2,000.00	1,859.45	7.0
01-413-310.00	OTHER PROFESSIONAL SERVICES	13,194.00	128,737.00	132,040.00	3,303.00	97.5
01-413-313.00	ENGINEERING	.00	9,761.00	9,000.00	(761.00)	108.5
01-413-314.00	LEGAL SERVICES	437.50	11,299.03	30,000.00	18,700.97	37.7
01-413-321.00	TELEPHONE	47.20	459.55	500.00	40.45	91.9
01-413-325.00	POSTAGE	75.57	621.23	500.00	(121.23)	124.3
01-413-451.00	VEHICLE MAINTENANCE	.00	.00	1,000.00	1,000.00	.0
01-413-460.00	CONFERENCE TRAINING	.00	.00	1,000.00	1,000.00	.0
	TOTAL CODE ENFORCEMENT	21,981.12	277,836.51	396,648.49	118,811.98	70.1
	PLANNING & ZONING					
01-414-122.00	PERSONNEL-MANAGEMENT	.00	19,635.98	50,393.00	30,757.02	39.0
01-414-130.00	STAFF SALARY	2,587.61	38,117.70	43,753.00	5,635.30	87.1
01-414-156.00	HEALTH INSURANCE	403.33	8,043.17	18,665.88	10,622.71	43.1
01-414-161.00	FICA	197.95	4,301.91	7,202.17	2,900.26	59.7
01-414-210.00	OFFICE SUPPLIES	.00	.00	200.00	200.00	.0
01-414-310.00	OTHER PROFESSIONAL SERVICES	8,548.74	54,118.26	.00	(54,118.26)	.0
01-414-313.00	ENGINEERING	494.00	27,491.58	12,000.00	(15,491.58)	229.1
01-414-314.00	LEGAL SERVICES - PLANNING	.00	1,107.90	3,000.00	1,892.10	36.9
01-414-314.01	LEGAL SERVICES- ZONING HEARING	1,277.00	16,738.25	20,000.00	3,261.75	83.7
01-414-315.00	ZHB EXPENSES	.00	305.49	2,000.00	1,694.51	15.3
01-414-316.00	CODIFICATION	.00	1,195.00	3,000.00	1,805.00	39.8
01-414-317.00	BOS HEARING FEE EXPENSES	.00	.00	500.00	500.00	.0
01-414-325.00	POSTAGE	6.57	173.02	500.00	326.98	34.6
01-414-341.00	ADVERTISING	101.51	2,529.99	2,000.00	(529.99)	126.5
01-414-342.00	PRINTING	.00	.00	200.00	200.00	.0
01-414-451.00	VEHICLE MAINTENANCE	.00	302.98	1,000.00	697.02	30.3
01-414-460.00	CONFERENCE TRAINING	.00	.00	500.00	500.00	.0
	TOTAL PLANNING & ZONING	13,616.71	174,061.23	164,914.05	(9,147.18)	105.6
	EMERGENCY MANAGEMENT					
01-415-145.00	STIPEND	.00	5,000.00	5,000.00	.00	100.0
01-415-220.00	MATERIALS/SUPPLIES	.00	229.45	5,000.00	4,770.55	4.6
01-415-455.00	MEMBERSHIPS & PUBLICATIONS	.00	.00	1,300.00	1,300.00	.0
01-415-460.00	CONFERENCES/TRAINING	.00	.00	1,400.00	1,400.00	.0
	TOTAL EMERGENCY MANAGEMENT	.00	5,229.45	12,700.00	7,470.55	41.2

GENERAL FUND

		PERIOD ACTUAL	YTD ACTUAL	BUDGET	UNEXPENDED	PCNT
	PUBLIC SAFETY - CRIMINAL PROC					
01-419-130.00	STAFF SALARY	.00	8,403.24	57,655.00	49,251.76	14.6
01-419-161.00	FICA	.00	642.89	4,410.61	3,767.72	14.6
01-419-210.00	OFFICE SUPPLIES	.00	.00	1,000.00	1,000.00	.0
01-419-440.00	IT DEPARTMENT SUPPORT	.00	1,759.92	2,500.00	740.08	70.4
01-419-450.00	MAINTENANCE AGREEMENTS	.00	14,041.76	16,900.00	2,858.24	83.1
01-419-460.00	CONFERENCE & TRAINING	.00	.00	500.00	500.00	.0
01-419-750.00	EQUIPMENT	.00	192.98	10,000.00	9,807.02	1.9
	TOTAL PUBLIC SAFETY - CRIMINAL PROC	.00	25,040.79	92,965.61	67,924.82	26.9
	PUBLIC WORKS -HIGHWAYS, ROADS					
01-430-130.00	PERSONNEL-STAFF	35,943.77	349,597.85	451,668.00	102,070.15	77.4
01-430-131.00	PERSONNEL - OVERTIME	551.22	7,546.28	7,500.00	(46.28)	100.6
01-430-156.00	HEALTH INSURANCE	12,289.27	135,783.68	174,200.90	38,417.22	78.0
01-430-161.00	FICA	2,812.00	29,734.14	35,126.35	5,392.21	84.7
01-430-210.00	OFFICE SUPPLIES	.00	742.45	1,000.00	257.55	74.3
01-430-220.00	SHOP SUPPLIES	1,278.76	10,488.27	15,000.00	4,511.73	69.9
01-430-230.00	HEATING OIL	689.13	9,788.24	12,000.00	2,211.76	81.6
01-430-232.00	GAS/OIL	4,457.20	47,843.35	26,000.00	(21,843.35)	184.0
01-430-238.00	UNIFORMS	502.94	13,002.29	10,000.00	(3,002.29)	130.0
01-430-260.00	SMALL TOOLS/MAINT.	721.37	8,914.22	15,000.00	6,085.78	59.4
01-430-321.00	TELEPHONE	844.86	8,974.24	10,000.00	1,025.76	89.7
01-430-361.00	ELECTRICITY	.00	7,071.15	7,000.00	(71.15)	101.0
01-430-366.00	WATER	82.89	431.24	750.00	318.76	57.5
01-430-372.00	REPAIR & MAINT. OF FACIL.	2,280.83	11,523.14	20,000.00	8,476.86	57.6
01-430-384.00	EQUIPMENT RENTAL	.00	.00	2,500.00	2,500.00	.0
01-430-420.00	DUES,SUBSCRPTNS,MEMBRSHPS	.00	255.00	600.00	345.00	42.5
01-430-450.00	OTHER CONTRACTED SERVICES	2,608.88	16,337.30	25,600.00	9,262.70	63.8
01-430-460.00	CONFERENCES/TRAINING	.00	1,596.50	1,500.00	(96.50)	106.4
	TOTAL PUBLIC WORKS -HIGHWAYS, ROADS	65,063.12	659,629.34	815,445.25	155,815.91	80.9
	WINTER MAINTENANCE					
01-432-130.00	STAFF SALARY	.00	6,453.39	22,000.00	15,546.61	29.3
01-432-131.00	PERSONNEL - OVERTIME	.00	20,977.30	10,000.00	(10,977.30)	209.8
01-432-220.00	MATERIALS/SUPPLIES	(385.00)	68,918.60	100,000.00	31,081.40	68.9
	TOTAL WINTER MAINTENANCE	(385.00)	96,349.29	132,000.00	35,650.71	73.0

GENERAL FUND

		PERIOD ACTUAL	YTD ACTUAL	BUDGET	UNEXPENDED	PCNT
	TRAFFIC SIGNALS & SIGNS					
01-433-220.00	MATERIALS/SUPPLIES	(244.30)	(2,484.73)	15,000.00	17,484.73	(16.6)
01-433-313.00	ENGINEERING	3,226.26	42,853.98	28,000.00	(14,853.98)	153.1
01-433-361.00	ELECTRICITY	1,393.83	15,370.42	15,000.00	(370.42)	102.5
01-433-450.00	OTHER CONTRACTED SERVICES	12,723.45	29,400.94	57,500.00	28,099.06	51.1
	TOTAL TRAFFIC SIGNALS & SIGNS	17,099.24	85,140.61	115,500.00	30,359.39	73.7
	STORM SEWERS & DRAINS					
01-436-220.00	MATERIALS/SUPPLIES	17,500.68	82,264.49	40,000.00	(42,264.49)	205.7
01-436-313.00	ENGINEERING-STORMWATER/NPDES	.00	17,987.33	45,000.00	27,012.67	40.0
01-436-384.00	EQUIPMENT RENTAL	.00	.00	2,000.00	2,000.00	.0
01-436-450.00	OTHER CONTRACTED SERVICES	.00	11,113.85	20,600.00	9,486.15	54.0
	TOTAL STORM SEWERS & DRAINS	17,500.68	111,365.67	107,600.00	(3,765.67)	103.5
	REPAIR OF TRUCKS & EQUIPMENT					
01-437-374.00	REPAIR & MAINT. OF EQUIP,	5,325.36	85,126.70	80,000.00	(5,126.70)	106.4
	TOTAL REPAIR OF TRUCKS & EQUIPMENT	5,325.36	85,126.70	80,000.00	(5,126.70)	106.4
	HIGHWAY MAINTENANCE					
01-438-245.00	HIGHWAY SUPPLIES	3,773.51	49,301.91	75,000.00	25,698.09	65.7
01-438-246.00	CONTRACTED SERVICES	.00	1,076.34	20,000.00	18,923.66	5.4
	TOTAL HIGHWAY MAINTENANCE	3,773.51	50,378.25	95,000.00	44,621.75	53.0
	PUBLIC WORKS - PROPERTY MNGMT					
01-445-373.00	REPAIR & MAINT. OF FACIL.	.00	3,000.00	2,000.00	(1,000.00)	150.0
01-445-450.00	OTHER CONTRACTED SERVICES	168.00	1,146.00	2,500.00	1,354.00	45.8
	TOTAL PUBLIC WORKS - PROPERTY MNGMT	168.00	4,146.00	4,500.00	354.00	92.1
	OPERATING LEASES					
01-473-100.00	COPIER LEASE	1,049.00	13,340.30	13,135.00	(205.30)	101.6
	TOTAL OPERATING LEASES	1,049.00	13,340.30	13,135.00	(205.30)	101.6

TOWAMENCIN TOWNSHIP
EXPENDITURES WITH COMPARISON TO BUDGET
FOR THE 11 MONTHS ENDING NOVEMBER 30, 2022

GENERAL FUND

		PERIOD ACTUAL	YTD ACTUAL	BUDGET	UNEXPENDED	PCNT
	MISCELLANEOUS					
01-480-540.00	CONTRIBUTION TO LIBRARY	8,600.00	8,600.00	8,600.00	.00	100.0
	TOTAL MISCELLANEOUS	8,600.00	8,600.00	8,600.00	.00	100.0
	RETIREMENT EXPENSES					
01-481-160.01	CONTRIBUTION TO POLICE PENSION	55,627.25	611,899.75	667,527.00	55,627.25	91.7
01-481-160.02	CONTRIB TO NON UNIFORM PENSION	16,584.00	183,174.00	199,008.00	15,834.00	92.0
01-481-160.03	DEFINED CONTRIBUTIONS-NU PLAN	1,600.73	23,057.40	27,895.00	4,837.60	82.7
	TOTAL RETIREMENT EXPENSES	73,811.98	818,131.15	894,430.00	76,298.85	91.5
	OTHER EXPENSES					
01-482-910.00	REFUND OF PRIOR YEAR REVENUE	.00	1,244.00	.00	(1,244.00)	.0
	TOTAL OTHER EXPENSES	.00	1,244.00	.00	(1,244.00)	.0
	INSURANCES					
01-486-351.00	PROPERTY INSURANCE	.00	14,892.50	14,950.00	57.50	99.6
01-486-352.00	LIABILITY INSURANCE	.00	104,247.50	104,625.00	377.50	99.6
01-486-353.00	PUBLIC OFFICIALS BOND	.00	3,411.00	4,000.00	589.00	85.3
01-486-354.00	WORKERS COMPENSATION	.00	84,383.00	71,490.00	(12,893.00)	118.0
	TOTAL INSURANCES	.00	206,934.00	195,065.00	(11,869.00)	106.1
	INTERFUND TRANSFERS					
01-492-030.00	TRANSFER TO FIRE FUND	.00	180,000.00	180,000.00	.00	100.0
01-492-050.00	TRANSFER TO PARK FUND	.00	181,455.00	181,455.00	.00	100.0
01-492-201.00	TRANSFER TO HVAC FUND	.00	.00	8,200.00	8,200.00	.0
01-492-230.00	TRNSFR TO DEBT FUND	.00	504,748.15	508,484.00	3,735.85	99.3
01-492-300.00	TRNSFR TO GEN. CAPITAL FD	.00	1,020,415.00	1,843,315.00	822,900.00	55.4
01-492-350.00	TRANSFER TO LIQUID FUELS	.00	89,072.91	.00	(89,072.91)	.0
01-492-670.00	TRANSFER TO TTIA	.00	.00	100,000.00	100,000.00	.0
	TOTAL INTERFUND TRANSFERS	.00	1,975,691.06	2,821,454.00	845,762.94	70.0
	TOTAL FUND EXPENDITURES	674,106.04	9,411,943.67	11,380,055.83	1,968,112.16	82.7
	NET REVENUE OVER EXPENDITURES	46,927.45	461,748.77	(592,402.03)	(1,054,150.80)	78.0

TOWAMENCIN TOWNSHIP
REVENUES WITH COMPARISON TO BUDGET
FOR THE 11 MONTHS ENDING NOVEMBER 30, 2022

STREET LIGHT FUND

		PERIOD ACTUAL	YTD ACTUAL	BUDGET	UNEXPENDED	PCNT
	REAL ESTATE TAXES					
02-300-101.00	TAX REVENUE	.00	.00	735.00	735.00	.0
	TOTAL REAL ESTATE TAXES	.00	.00	735.00	735.00	.0
	TOTAL FUND REVENUE	.00	.00	735.00	735.00	.0

TOWAMENCIN TOWNSHIP
EXPENDITURES WITH COMPARISON TO BUDGET
FOR THE 11 MONTHS ENDING NOVEMBER 30, 2022

STREET LIGHT FUND

		PERIOD ACTUAL	YTD ACTUAL	BUDGET	UNEXPENDED	PCNT
	STREET LIGHT EXPENSE					
02-434-100.00	STREET LIGHT EXPENSE	.00	.00	735.00	735.00	.0
	TOTAL STREET LIGHT EXPENSE	.00	.00	735.00	735.00	.0
	TOTAL FUND EXPENDITURES	.00	.00	735.00	735.00	.0
	NET REVENUE OVER EXPENDITURES	.00	.00	.00	.00	.0

TOWAMENCIN TOWNSHIP
REVENUES WITH COMPARISON TO BUDGET
FOR THE 11 MONTHS ENDING NOVEMBER 30, 2022

FIRE FUND

		PERIOD ACTUAL	YTD ACTUAL	BUDGET	UNEXPENDED	PCNT
	REAL ESTATE TAXES					
03-301-100.00	REAL ESTATE TAX CURRENT	39.25	66,923.89	67,290.00	366.11	99.5
03-301-101.00	REAL ESTATE TAX DISCOUNT	2.07	(1,274.67)	(1,150.00)	124.67	(110.8)
03-301-102.00	REAL ESTATE TAX PENALTY	15.01	79.28	125.00	45.72	63.4
03-301-200.00	REAL ESTATE TAX PRIOR	.00	175.92	200.00	24.08	88.0
03-301-400.00	REAL ESTATE TAX DELINQNT.	.00	428.08	400.00	(28.08)	107.0
03-301-600.00	REAL ESTATE TAX INTERIM	10.07	270.06	100.00	(170.06)	270.1
	TOTAL REAL ESTATE TAXES	66.40	66,602.56	66,965.00	362.44	99.5
	STATE REVENUE & ENTITLEMENTS					
03-355-070.00	FOREIGN FIRE INS PREM TAX	.00	139,362.59	112,589.00	(26,773.59)	123.8
03-355-080.00	FIRE CO CONTRIBUTION (RADIOS)	.00	.00	10,000.00	10,000.00	.0
	TOTAL STATE REVENUE & ENTITLEMENTS	.00	139,362.59	122,589.00	(16,773.59)	113.7
	INTERFUND TRANSFERS					
03-392-010.00	TRANSFERS FROM GENERAL FD	.00	180,000.00	180,000.00	.00	100.0
	TOTAL INTERFUND TRANSFERS	.00	180,000.00	180,000.00	.00	100.0
	TOTAL FUND REVENUE	66.40	385,965.15	369,554.00	(16,411.15)	104.4

TOWAMENCIN TOWNSHIP
EXPENDITURES WITH COMPARISON TO BUDGET
FOR THE 11 MONTHS ENDING NOVEMBER 30, 2022

FIRE FUND

		PERIOD ACTUAL	YTD ACTUAL	BUDGET	UNEXPENDED	PCNT
	PUBLIC SAFETY - FIRE					
03-411-351.00	PROPERTY INSURANCE	.00	2,980.00	2,990.00	10.00	99.7
03-411-352.00	LIABILITY INSURANCE	.00	26,805.00	26,905.00	100.00	99.6
03-411-354.00	WORKERS COMPENSATION	.00	25,828.00	26,511.00	683.00	97.4
03-411-363.00	HYDRANT RENTAL	.00	.00	27,289.50	27,289.50	.0
03-411-365.00	RADIO PURCHASE C/O COUNTY	.00	10,000.00	10,000.00	.00	100.0
03-411-390.00	FOREIGN CASUALTY TAX DIST	.00	139,362.59	112,590.00	(26,772.59)	123.8
03-411-530.00	FIRE CO. DISTRIBUTION	12,665.00	144,280.00	191,945.00	47,665.00	75.2
	TOTAL PUBLIC SAFETY - FIRE	12,665.00	349,255.59	398,230.50	48,974.91	87.7
	DEPARTMENT 482					
03-482-910.00	REFUND OF PRIOR YEAR REVENUE	.00	27.00	.00	(27.00)	.0
	TOTAL DEPARTMENT 482	.00	27.00	.00	(27.00)	.0
	TOTAL FUND EXPENDITURES	12,665.00	349,282.59	398,230.50	48,947.91	87.7
	NET REVENUE OVER EXPENDITURES	(12,598.60)	36,682.56	(28,676.50)	(65,359.06)	127.9

TOWAMENCIN TOWNSHIP
REVENUES WITH COMPARISON TO BUDGET
FOR THE 11 MONTHS ENDING NOVEMBER 30, 2022

PARK AND REC. FUND

		PERIOD ACTUAL	YTD ACTUAL	BUDGET	UNEXPENDED	PCNT
	REAL ESTATE TAXES					
05-301-100.00	REAL ESTATE TAX CURRENT	214.33	365,514.26	367,520.00	2,005.74	99.5
05-301-101.00	REAL ESTATE TAX DISCOUNT	11.24	(6,960.77)	(6,900.00)	60.77	(100.9)
05-301-102.00	REAL ESTATE TAX PENALTY	82.01	600.45	840.00	239.55	71.5
05-301-200.00	REAL ESTATE TAX PRIOR	.00	1,054.85	1,500.00	445.15	70.3
05-301-400.00	REAL ESTATE TAX DELINQNT.	.00	2,551.19	2,500.00	(51.19)	102.1
05-301-600.00	REAL ESTATE TAX INTERIM	55.01	1,306.23	1,000.00	(306.23)	130.6
	TOTAL REAL ESTATE TAXES	362.59	364,066.21	366,460.00	2,393.79	99.4
	INTEREST ON EARNINGS					
05-341-100.00	INTEREST ON EARNINGS	.88	6.44	10.00	3.56	64.4
	TOTAL INTEREST ON EARNINGS	.88	6.44	10.00	3.56	64.4
	RECREATION					
05-367-750.00	RECREATIONAL PROGRAMMING	.00	12,239.93	17,000.00	4,760.07	72.0
05-367-750.02	5K RUN - TURKEY TROT	6,307.02	5,499.73	8,812.00	3,312.27	62.4
05-367-750.04	TOWAMENCIN DAY	.00	(8,245.00)	(7,860.00)	385.00	(104.9)
05-367-750.30	NEWSLETTER	(6,335.95)	(7,056.21)	100.00	7,156.21	(7056.
05-367-750.38	MOVIE NIGHTS & CONCERTS	.00	(13,389.62)	(18,110.00)	(4,720.38)	(73.9)
05-367-750.57	HOLIDAY LIGHTS FESTIVAL	(5,490.00)	(5,920.00)	(2,725.00)	3,195.00	(217.3)
05-367-750.58	MEMORIALS	1,500.00	4,229.16	.00	(4,229.16)	.0
05-367-750.74	BEERFEST/TAVERN NIGHT	4,708.60	.00	.00	.00	.0
05-367-750.99	MISCELLANEOUS ACTIVITIES (ALL)	(5.28)	(659.96)	(2,100.00)	(1,440.04)	(31.4)
05-367-760.00	PARK RENTAL FEES	145.00	9,165.00	.00	(9,165.00)	.0
05-367-770.00	SIGN RENTAL FEES	.00	2,730.00	4,000.00	1,270.00	68.3
05-367-800.00	MISCELLANEOUS RECEIPTS	.00	.00	(1,137.55)	(1,137.55)	.0
	TOTAL RECREATION	829.39	(1,406.97)	(2,020.55)	(613.58)	(69.6)
	CONTRIBUTIONS AND DONATIONS					
05-387-300.00	CONTRIBUTION FROM TYA	.00	9,000.00	18,000.00	9,000.00	50.0
	TOTAL CONTRIBUTIONS AND DONATIONS	.00	9,000.00	18,000.00	9,000.00	50.0
	INTERFUND TRANSFERS					
05-392-010.00	TRANSFER FROM GENERAL FUND	.00	181,455.00	181,455.00	.00	100.0
	TOTAL INTERFUND TRANSFERS	.00	181,455.00	181,455.00	.00	100.0
	TOTAL FUND REVENUE	1,192.86	553,120.68	563,904.45	10,783.77	98.1

TOWAMENCIN TOWNSHIP
EXPENDITURES WITH COMPARISON TO BUDGET
FOR THE 11 MONTHS ENDING NOVEMBER 30, 2022

PARK AND REC. FUND

		PERIOD ACTUAL	YTD ACTUAL	BUDGET	UNEXPENDED	PCNT
	CULTURE - RECREATION ADMIN					
05-451-130.00	PERSONNEL-STAFF	1,431.25	9,660.45	8,760.00	(900.45)	110.3
05-451-131.00	PERSONNEL - OVERTIME	.00	414.99	.00	(414.99)	.0
05-451-161.00	FICA	109.49	739.03	670.14	(68.89)	110.3
05-451-420.00	DUES,SUBSCRPTNS,MEMBRSHPS	.00	.00	120.00	120.00	.0
	TOTAL CULTURE - RECREATION ADMIN	1,540.74	10,814.47	9,550.14	(1,264.33)	113.2
	CULTURE - SPECIAL EVENTS					
05-453-260.00	SMALL TOOLS & MINOR EQUIP	.00	2,258.02	.00	(2,258.02)	.0
	TOTAL CULTURE - SPECIAL EVENTS	.00	2,258.02	.00	(2,258.02)	.0
	CULTURE - PARKS					
05-454-130.00	PERSONNEL-STAFF	12,546.93	122,088.07	129,913.00	7,824.93	94.0
05-454-131.00	PERSONNEL - OVERTIME	.00	702.26	3,000.00	2,297.74	23.4
05-454-156.00	HEALTH INSURANCE	4,068.04	45,186.44	50,533.69	5,347.25	89.4
05-454-161.00	FICA	959.83	9,420.10	10,168.00	747.90	92.6
05-454-321.00	GASOLINE	196.91	5,351.64	5,000.00	(351.64)	107.0
05-454-361.00	ELECTRICITY	107.82	4,909.67	5,500.00	590.33	89.3
05-454-366.00	WATER	2,627.37	6,255.07	4,000.00	(2,255.07)	156.4
05-454-373.00	REPAIR & MAINT. OF FACIL.	16,335.89	102,672.65	80,000.00	(22,672.65)	128.3
05-454-374.00	REPAIR & MAINT. OF EQUPMT	.00	120.00	2,000.00	1,880.00	6.0
05-454-450.00	OTHER CONTRACTED SERVICES	869.89	8,149.20	24,000.00	15,850.80	34.0
	TOTAL CULTURE - PARKS	37,712.68	304,855.10	314,114.69	9,259.59	97.1
	DEPARTMENT 482					
05-482-910.00	REFUND OF PRIOR YEAR REVENUE	.00	160.00	.00	(160.00)	.0
	TOTAL DEPARTMENT 482	.00	160.00	.00	(160.00)	.0
	INTERFUND TRANSFERS					
05-492-050.00	TRANSFER TO PARK CAPITAL FUND	.00	317,500.00	317,500.00	.00	100.0
05-492-100.00	TRANSF TO POOL FUND	.00	40,000.00	40,000.00	.00	100.0
	TOTAL INTERFUND TRANSFERS	.00	357,500.00	357,500.00	.00	100.0
	TOTAL FUND EXPENDITURES	39,253.42	675,587.59	681,164.83	5,577.24	99.2
	NET REVENUE OVER EXPENDITURES	(38,060.56)	(122,466.91)	(117,260.38)	5,206.53	(104.4)

TOWAMENCIN TOWNSHIP
REVENUES WITH COMPARISON TO BUDGET
FOR THE 11 MONTHS ENDING NOVEMBER 30, 2022

SWIMMING POOL FUND

		PERIOD ACTUAL	YTD ACTUAL	BUDGET	UNEXPENDED	PCNT
	INTERFUND TRANSFERS					
06-392-050.00	TRNSFRS FROM PARK & REC FUND	.00	40,000.00	40,000.00	.00	100.0
	TOTAL INTERFUND TRANSFERS	.00	40,000.00	40,000.00	.00	100.0
	TOTAL FUND REVENUE	.00	40,000.00	40,000.00	.00	100.0

TOWAMENCIN TOWNSHIP
EXPENDITURES WITH COMPARISON TO BUDGET
FOR THE 11 MONTHS ENDING NOVEMBER 30, 2022

SWIMMING POOL FUND

		PERIOD ACTUAL	YTD ACTUAL	BUDGET	UNEXPENDED	PCNT
	GENERAL/ADMIN EXPENSES					
06-452-140.04	PERSONNEL - POOL MAINTENANCE	730.31	8,695.86	2,060.00	(6,635.86)	422.1
06-452-161.00	FICA	55.87	665.42	158.00	(507.42)	421.2
06-452-220.00	MATERIALS/SUPPLIES	.00	840.82	5,000.00	4,159.18	16.8
06-452-321.00	TELEPHONE	349.09	1,859.06	1,830.00	(29.06)	101.6
06-452-361.00	ELECTRICITY	.00	22,481.66	15,000.00	(7,481.66)	149.9
06-452-373.00	REPAIR & MAINT. OF FACIL.	8,271.80	39,797.94	10,000.00	(29,797.94)	398.0
06-452-450.00	OTHER CONTRACTED SERVICES	2,596.10	19,343.48	.00	(19,343.48)	.0
	TOTAL GENERAL/ADMIN EXPENSES	12,003.17	93,684.24	34,048.00	(59,636.24)	275.2
	TOTAL FUND EXPENDITURES	12,003.17	93,684.24	34,048.00	(59,636.24)	275.2
	NET REVENUE OVER EXPENDITURES	(12,003.17)	(53,684.24)	5,952.00	59,636.24	(902.0)

TOWAMENCIN TOWNSHIP
REVENUES WITH COMPARISON TO BUDGET
FOR THE 11 MONTHS ENDING NOVEMBER 30, 2022

FISCHERS PARK FUND

		PERIOD ACTUAL	YTD ACTUAL	BUDGET	UNEXPENDED	PCNT
	INTEREST ON EARNINGS					
07-341-100.00	INTEREST REVENUE	2,479.35	9,484.50	120.00	(9,364.50)	7903.8
	TOTAL INTEREST ON EARNINGS	2,479.35	9,484.50	120.00	(9,364.50)	7903.8
	TRUST DISTRIBUTIONS					
07-387-076.00	ARNETH MEMORIAL FUND	.00	141,127.25	161,650.00	20,522.75	87.3
07-387-400.00	ARNETH TRUST DISTRIBUTIONS	.00	53,414.20	74,750.00	21,335.80	71.5
	TOTAL TRUST DISTRIBUTIONS	.00	194,541.45	236,400.00	41,858.55	82.3
	TOTAL FUND REVENUE	2,479.35	204,025.95	236,520.00	32,494.05	86.3

TOWAMENCIN TOWNSHIP
EXPENDITURES WITH COMPARISON TO BUDGET
FOR THE 11 MONTHS ENDING NOVEMBER 30, 2022

FISCHERS PARK FUND

		PERIOD ACTUAL	YTD ACTUAL	BUDGET	UNEXPENDED	PCNT
	FISCHERS PARK - CAPITAL					
07-454-102.08	PEDESTRIAN BRIDGE	.00	915.26	.00	(915.26)	.0
07-454-102.09	PARK AREA - TRAIL TO PED BRIDG	.00	.00	15,000.00	15,000.00	.0
07-454-102.12	SHADE SAILS TOT PLAY & BOCCE C	.00	.00	40,000.00	40,000.00	.0
07-454-102.14	IMPROVEMENTS TO BOCCE COURTS	170.00	4,185.00	41,000.00	36,815.00	10.2
07-454-102.15	OUTDOOR MESSAGE CENTER - KIOSK	.00	1,008.21	4,000.00	2,991.79	25.2
	TOTAL FISCHERS PARK - CAPITAL	170.00	6,108.47	100,000.00	93,891.53	6.1
	FISCHERS PARK - OPERATING					
07-455-130.00	PERSONNEL - STAFF	4,438.93	72,584.30	46,405.00	(26,179.30)	156.4
07-455-131.00	PERSONNEL - OVERTIME	1,185.75	10,377.49	9,127.00	(1,250.49)	113.7
07-455-161.00	FICA	430.29	6,331.21	4,248.00	(2,083.21)	149.0
07-455-361.00	ELECTRICITY	.00	128.25	750.00	621.75	17.1
07-455-366.00	WATER	.00	221.31	.00	(221.31)	.0
07-455-373.00	REPAIR & MAINT. OF FACIL.	5,957.85	51,786.15	42,540.00	(9,246.15)	121.7
07-455-450.00	OTHER CONTRACTED SERVICES	40.01	5,236.43	10,600.00	5,363.57	49.4
	TOTAL FISCHERS PARK - OPERATING	12,052.83	146,665.14	113,670.00	(32,995.14)	129.0
	INTERFUND TRANSFERS					
07-492-010.00	TRANSFER TO GENERAL FUND	.00	55,111.00	55,111.00	.00	100.0
	TOTAL INTERFUND TRANSFERS	.00	55,111.00	55,111.00	.00	100.0
	TOTAL FUND EXPENDITURES	12,222.83	207,884.61	268,781.00	60,896.39	77.3
	NET REVENUE OVER EXPENDITURES	(9,743.48)	(3,858.66)	(32,261.00)	(28,402.34)	(12.0)

TOWAMENCIN TOWNSHIP
REVENUES WITH COMPARISON TO BUDGET
FOR THE 11 MONTHS ENDING NOVEMBER 30, 2022

SEWER FUND

		PERIOD ACTUAL	YTD ACTUAL	BUDGET	UNEXPENDED	PCNT
	INTEREST ON EARNINGS					
08-341-100.00	INTEREST ON EARNINGS	10,802.97	42,930.14	380.00	(42,550.14)	11297.
	TOTAL INTEREST ON EARNINGS	10,802.97	42,930.14	380.00	(42,550.14)	11297.
	SEWER CHARGES					
08-364-120.00	S/R RESIDENTIAL-CURRENT	20,775.00	3,252,737.71	3,380,525.00	127,787.29	96.2
08-364-122.00	INTEREST & PENALTIES	2,393.93	29,568.47	36,150.00	6,581.53	81.8
08-364-123.00	SEWER- UPPER GWYNEDD TWP	.00	94,500.00	94,500.00	.00	100.0
08-364-125.00	S/R COM/IND-CURRENT	5,048.73	1,332,606.41	1,768,015.00	435,408.59	75.4
08-364-900.00	SEWER CERTIFICATES	725.00	7,950.00	10,175.00	2,225.00	78.1
	TOTAL SEWER CHARGES	28,942.66	4,717,362.59	5,289,365.00	572,002.41	89.2
	TOTAL FUND REVENUE	39,745.63	4,760,292.73	5,289,745.00	529,452.27	90.0

TOWAMENCIN TOWNSHIP
EXPENDITURES WITH COMPARISON TO BUDGET
FOR THE 11 MONTHS ENDING NOVEMBER 30, 2022

SEWER FUND

		PERIOD ACTUAL	YTD ACTUAL	BUDGET	UNEXPENDED	PCNT
	GENERAL GOVT - STAFF					
08-406-210.00	OFFICE SUPPLIES	.00	79.04	100.00	20.96	79.0
08-406-310.00	OTHER CONTRACTED SERVICES	.00	25.00	200.00	175.00	12.5
08-406-311.00	ACCOUNTING SERVICES	.00	28.00	3,765.00	3,737.00	.7
08-406-314.00	LEGAL SERVICES	6,387.50	63,754.52	15,000.00	(48,754.52)	425.0
08-406-325.00	POSTAGE	1,550.68	5,356.17	4,300.00	(1,056.17)	124.6
08-406-342.00	PRINTING	.00	6,512.97	5,000.00	(1,512.97)	130.3
08-406-450.00	MAINTENANCE AGREEMENTS	.00	7,440.54	6,515.00	(925.54)	114.2
	TOTAL GENERAL GOVT - STAFF	7,938.18	83,196.24	34,880.00	(48,316.24)	238.5
	OPERATIONS					
08-429-249.00	OPERATION EXPENSES	.00	2,962,677.00	2,962,677.00	.00	100.0
08-429-313.00	ENGINEERING	.00	631.16	1,000.00	368.84	63.1
08-429-368.00	PUMPING STATION FEES	21,006.62	99,405.43	116,965.00	17,559.57	85.0
08-429-470.00	CAPITAL SERVICE	11,745.30	578,088.35	589,834.00	11,745.65	98.0
	TOTAL OPERATIONS	32,751.92	3,640,801.94	3,670,476.00	29,674.06	99.2
	OTHER EXPENSES					
08-482-340.00	PRINCIPAL - 2013 SEWER NOTE	.00	.00	133,000.00	133,000.00	.0
08-482-341.00	INTEREST EXP - 2013 SEWER NOTE	1,518.56	17,601.84	19,800.00	2,198.16	88.9
	TOTAL OTHER EXPENSES	1,518.56	17,601.84	152,800.00	135,198.16	11.5
	INTERFUND TRANSFERS					
08-492-010.00	TRNSFR TO GENERAL FUND	.00	1,107,403.00	1,107,403.00	.00	100.0
08-492-090.00	TRNSFR TO SEWER CAPTL FD.	.00	200,000.00	200,000.00	.00	100.0
	TOTAL INTERFUND TRANSFERS	.00	1,307,403.00	1,307,403.00	.00	100.0
	TOTAL FUND EXPENDITURES	42,208.66	5,049,003.02	5,165,559.00	116,555.98	97.7
	NET REVENUE OVER EXPENDITURES	(2,463.03)	(288,710.29)	124,186.00	412,896.29	(232.5)

TOWAMENCIN TOWNSHIP
REVENUES WITH COMPARISON TO BUDGET
FOR THE 11 MONTHS ENDING NOVEMBER 30, 2022

SEWER CAPITAL FUND

		PERIOD ACTUAL	YTD ACTUAL	BUDGET	UNEXPENDED	PCNT
	INTEREST ON EARNINGS					
09-341-100.00	INTEREST ON EARNINGS	1,950.52	9,357.56	2,670.00	(6,687.56)	350.5
	TOTAL INTEREST ON EARNINGS	1,950.52	9,357.56	2,670.00	(6,687.56)	350.5
	STATE & COUNTY GRANTS					
09-350-101.00	PA SMALL WATER & SEWER GRANT	.00	.00	388,050.01	388,050.01	.0
	TOTAL STATE & COUNTY GRANTS	.00	.00	388,050.01	388,050.01	.0
	SEWER TAPPING FEES					
09-364-110.00	TAPPING FEES	.00	4,616.00	.00	(4,616.00)	.0
	TOTAL SEWER TAPPING FEES	.00	4,616.00	.00	(4,616.00)	.0
	INTERFUND TRANSFERS					
09-392-080.00	TRANSFERS FROM SEWER FUND	.00	200,000.00	200,000.00	.00	100.0
	TOTAL INTERFUND TRANSFERS	.00	200,000.00	200,000.00	.00	100.0
	TOTAL FUND REVENUE	1,950.52	213,973.56	590,720.01	376,746.45	36.2

TOWAMENCIN TOWNSHIP
EXPENDITURES WITH COMPARISON TO BUDGET
FOR THE 11 MONTHS ENDING NOVEMBER 30, 2022

SEWER CAPITAL FUND

		PERIOD ACTUAL	YTD ACTUAL	BUDGET	UNEXPENDED	PCNT
	CAPITAL OUTLAY					
09-429-313.00	ENGINEERING	42,090.90	127,534.81	40,000.00	(87,534.81)	318.8
09-429-670.00	I/I PROGRAM	1,227.50	17,276.78	100,000.00	82,723.22	17.3
09-429-675.00	SCI GRANT WORK	1,990.00	142,303.56	463,050.00	320,746.44	30.7
09-429-720.00	PUMP. STATION CAPITAL CHARGES	.00	9,283.15	60,000.00	50,716.85	15.5
09-429-800.00	AMORTIZATION EXPENSE	.00	.00	20,597.00	20,597.00	.0
	TOTAL CAPITAL OUTLAY	45,308.40	296,398.30	683,647.00	387,248.70	43.4
	OTHER EXPENSES					
09-482-300.00	LEGAL & ENGINEERING - DEP	1,260.00	1,417.50	8,500.00	7,082.50	16.7
09-482-320.00	LEGAL & ENGINEERING - TMA	.00	54,221.82	40,000.00	(14,221.82)	135.6
	TOTAL OTHER EXPENSES	1,260.00	55,639.32	48,500.00	(7,139.32)	114.7
	INTERFUND TRANSFERS					
09-492-230.00	TRNSFR TO DEBT FUND	.00	176,000.00	176,000.00	.00	100.0
	TOTAL INTERFUND TRANSFERS	.00	176,000.00	176,000.00	.00	100.0
	TOTAL FUND EXPENDITURES	46,568.40	528,037.62	908,147.00	380,109.38	58.1
	NET REVENUE OVER EXPENDITURES	(44,617.88)	(314,064.06)	(317,426.99)	(3,362.93)	(98.9)

TOWAMENCIN TOWNSHIP
REVENUES WITH COMPARISON TO BUDGET
FOR THE 11 MONTHS ENDING NOVEMBER 30, 2022

PARK CAPITAL FUND

		PERIOD ACTUAL	YTD ACTUAL	BUDGET	UNEXPENDED	PCNT
	INTEREST ON EARNINGS					
18-341-100.00	INTEREST ON EARNINGS	2.68	19.65	22.00	2.35	89.3
	TOTAL INTEREST ON EARNINGS	2.68	19.65	22.00	2.35	89.3
	STATE GRANT					
18-354-070.05	TA-SET ASIDE (KRI TRAIL)	342,677.18	399,225.83	837,540.00	438,314.17	47.7
18-354-070.99	STATE GRANT - MISC.	.00	.00	37,025.00	37,025.00	.0
	TOTAL STATE GRANT	342,677.18	399,225.83	874,565.00	475,339.17	45.7
	IMPACT FEES					
18-383-100.00	IMPACT FEES	.00	27,205.00	.00	(27,205.00)	.0
	TOTAL IMPACT FEES	.00	27,205.00	.00	(27,205.00)	.0
	INTERFUND TRANSFERS					
18-392-050.00	TRNSFRS FM PARK & REC. FD	.00	317,500.00	317,500.00	.00	100.0
	TOTAL INTERFUND TRANSFERS	.00	317,500.00	317,500.00	.00	100.0
	TOTAL FUND REVENUE	342,679.86	743,950.48	1,192,087.00	448,136.52	62.4

TOWAMENCIN TOWNSHIP
EXPENDITURES WITH COMPARISON TO BUDGET
FOR THE 11 MONTHS ENDING NOVEMBER 30, 2022

PARK CAPITAL FUND

		PERIOD ACTUAL	YTD ACTUAL	BUDGET	UNEXPENDED	PCNT
	PARK CAPITAL PROJECTS					
18-454-101.00	MISCELLANEOUS PARKS	.00	71,275.70	240,693.00	169,417.30	29.6
18-454-106.00	DRINNON WAY	96.00	96.00	64,706.00	64,610.00	.2
18-454-108.00	GRIST MILL PARK	.00	.00	37,500.00	37,500.00	.0
18-454-118.00	KRIEBEL CONNECTOR TRAIL	362.50	445,258.37	1,169,840.00	724,581.63	38.1
18-454-118.01	KRIEBEL ROAD II GRANT PROJECT	9,252.50	9,252.50	.00	(9,252.50)	.0
	TOTAL PARK CAPITAL PROJECTS	9,711.00	525,882.57	1,512,739.00	986,856.43	34.8
	INTERFUND TRANSFERS					
18-492-230.00	TRNSFR TO DEBT FUND	.00	189,507.00	189,507.00	.00	100.0
	TOTAL INTERFUND TRANSFERS	.00	189,507.00	189,507.00	.00	100.0
	TOTAL FUND EXPENDITURES	9,711.00	715,389.57	1,702,246.00	986,856.43	42.0
	NET REVENUE OVER EXPENDITURES	332,968.86	28,560.91	(510,159.00)	(538,719.91)	5.6

TOWAMENCIN TOWNSHIP
REVENUES WITH COMPARISON TO BUDGET
FOR THE 11 MONTHS ENDING NOVEMBER 30, 2022

PUBLIC ART FUND

		PERIOD ACTUAL	YTD ACTUAL	BUDGET	UNEXPENDED	PCNT
	INTEREST ON EARNINGS					
19-341-100.00	INTEREST ON EARNINGS	22.81	167.13	110.00	(57.13)	151.9
	TOTAL INTEREST ON EARNINGS	22.81	167.13	110.00	(57.13)	151.9
	TOTAL FUND REVENUE	22.81	167.13	110.00	(57.13)	151.9
	NET REVENUE OVER EXPENDITURES	22.81	167.13	110.00	(57.13)	151.9

TOWAMENCIN TOWNSHIP
REVENUES WITH COMPARISON TO BUDGET
FOR THE 11 MONTHS ENDING NOVEMBER 30, 2022

DEBT SERVICE FUND

		PERIOD ACTUAL	YTD ACTUAL	BUDGET	UNEXPENDED	PCNT
	REAL ESTATE TAXES					
23-301-100.00	REAL ESTATE TAX CURRENT	411.82	702,309.55	706,160.00	3,850.45	99.5
23-301-101.00	REAL ESTATE TAX DISCOUNT	21.60	(13,374.64)	(13,550.00)	(175.36)	(98.7)
23-301-102.00	REAL ESTATE TAX PENALTY	157.58	799.57	2,200.00	1,400.43	36.3
23-301-200.00	REAL ESTATE TAX PRIOR	.00	2,075.76	2,000.00	(75.76)	103.8
23-301-400.00	REAL ESTATE TAX DELINQNT.	.00	4,850.35	5,000.00	149.65	97.0
23-301-600.00	REAL ESTATE TAX INTERIM	105.70	2,861.85	615.00	(2,246.85)	465.3
	TOTAL REAL ESTATE TAXES	696.70	699,522.44	702,425.00	2,902.56	99.6
	INTEREST ON EARNINGS					
23-341-100.00	INTEREST ON EARNINGS	49.17	391.25	.00	(391.25)	.0
	TOTAL INTEREST ON EARNINGS	49.17	391.25	.00	(391.25)	.0
	INTERFUND TRANSFERS					
23-392-010.00	TRANSFERS FROM GENERAL FD	.00	504,748.15	508,485.00	3,736.85	99.3
23-392-090.00	TRNSFRS FM SEWER CAPTL FD	.00	176,000.00	176,000.00	.00	100.0
23-392-180.00	TRNSFR FM PARK CAPITAL FD	.00	189,507.00	189,507.00	.00	100.0
23-392-190.00	TRANSFER FROM GEN CAP FUND	.00	211,515.00	211,515.00	.00	100.0
23-392-330.00	TRANSFER FR TRAFFIC IMPACT	.00	3,735.85	.00	(3,735.85)	.0
	TOTAL INTERFUND TRANSFERS	.00	1,085,506.00	1,085,507.00	1.00	100.0
	TOTAL FUND REVENUE	745.87	1,785,419.69	1,787,932.00	2,512.31	99.9

TOWAMENCIN TOWNSHIP
EXPENDITURES WITH COMPARISON TO BUDGET
FOR THE 11 MONTHS ENDING NOVEMBER 30, 2022

DEBT SERVICE FUND

		PERIOD ACTUAL	YTD ACTUAL	BUDGET	UNEXPENDED	PCNT
	TAX COLLECTION					
23-403-450.00	OTHER CONTRACTED SERVICES	.00	.00	30.00	30.00	.0
	TOTAL TAX COLLECTION	.00	.00	30.00	30.00	.0
	DEBT - PRINCIPAL					
23-471-202.00	PRINCIPAL - 2002 NOTE	.00	.00	248,000.00	248,000.00	.0
23-471-205.00	PRINCIPAL - 2012 NOTE (POOL)	.00	153,000.00	153,000.00	.00	100.0
23-471-207.00	PRINCIPAL - 2019 NOTE	.00	59,000.00	59,000.00	.00	100.0
23-471-208.00	PRINCIPAL-2020 FIRE TRUCK NOTE	.00	29,000.00	29,000.00	.00	100.0
23-471-210.00	PRINCIPAL - 2021-A NOTES	.00	191,000.00	191,000.00	.00	100.0
23-471-400.15	CAPITAL LEASE - 2018 VEHICLES	.00	126,510.60	126,510.60	.00	100.0
23-471-400.16	CAPITAL LEASE - 2019	3,995.00	15,412.40	15,412.40	.00	100.0
	TOTAL DEBT - PRINCIPAL	3,995.00	573,923.00	821,923.00	248,000.00	69.8
	DEBT - INTEREST PAYMENTS					
23-472-202.00	INTEREST - 2002 NOTE	2,478.37	27,262.07	29,740.00	2,477.93	91.7
23-472-205.00	INTEREST -2012 NOTE (POOL)	2,791.28	33,213.28	36,507.00	3,293.72	91.0
23-472-207.00	INTEREST - 2019 NOTE	1,689.12	19,182.12	21,714.00	2,531.88	88.3
23-472-208.00	INTEREST-2020 FIRE TRUCK NOTE	237.58	2,638.80	2,876.00	237.20	91.8
23-472-210.00	INTEREST - 2021-A NOTES	1,572.32	17,627.54	20,515.00	2,887.46	85.9
23-472-400.15	CAP LEASE INT - 2018 VEHICLES	.00	3,117.87	3,787.73	669.86	82.3
23-472-400.17	CAP LEASE INT-2019 MOWER/MDTS	60.83	810.92	810.92	.00	100.0
	TOTAL DEBT - INTEREST PAYMENTS	8,829.50	103,852.60	115,950.65	12,098.05	89.6
	ADMINISTRATIVE FEES					
23-475-100.00	ADMINISTRATIVE FEES	.00	15.00	200.00	185.00	7.5
	TOTAL ADMINISTRATIVE FEES	.00	15.00	200.00	185.00	7.5
	DEPARTMENT 482					
23-482-910.00	REFUND OF PRIOR YEAR REVENUE	.00	308.00	.00	(308.00)	.0
	TOTAL DEPARTMENT 482	.00	308.00	.00	(308.00)	.0
	INTERFUND TRANSFERS					
23-492-980.00	TRANSFER TO TTIA	.00	1,117,534.12	1,187,511.00	69,976.88	94.1
	TOTAL INTERFUND TRANSFERS	.00	1,117,534.12	1,187,511.00	69,976.88	94.1

TOWAMENCIN TOWNSHIP
EXPENDITURES WITH COMPARISON TO BUDGET
FOR THE 11 MONTHS ENDING NOVEMBER 30, 2022

DEBT SERVICE FUND

	PERIOD ACTUAL	YTD ACTUAL	BUDGET	UNEXPENDED	PCNT
TOTAL FUND EXPENDITURES	12,824.50	1,795,632.72	2,125,614.65	329,981.93	84.5
NET REVENUE OVER EXPENDITURES	(12,078.63)	(10,213.03)	(337,682.65)	(327,469.62)	(3.0)

TOWAMENCIN TOWNSHIP
REVENUES WITH COMPARISON TO BUDGET
FOR THE 11 MONTHS ENDING NOVEMBER 30, 2022

GENERAL CAPITAL FUND

		PERIOD ACTUAL	YTD ACTUAL	BUDGET	UNEXPENDED	PCNT
	FEDERAL GRANTS					
30-352-053.00	AMERICAN RESCUE PLAN ACT	11,119.00	51,553.97	.00	(51,553.97)	.0
	TOTAL FEDERAL GRANTS	11,119.00	51,553.97	.00	(51,553.97)	.0
	STATE GRANTS					
30-354-010.00	STATE GRANTS	.00	.00	141,193.30	141,193.30	.0
30-354-020.02	GREEN LIGHT GO GRANT	.00	318,933.20	318,333.00	(600.20)	100.2
	TOTAL STATE GRANTS	.00	318,933.20	459,526.30	140,593.10	69.4
	MISCELLANEOUS REVENUE					
30-380-050.00	MISCELLANEOUS RECEIPTS	1,410.00	28,110.00	40,000.00	11,890.00	70.3
	TOTAL MISCELLANEOUS REVENUE	1,410.00	28,110.00	40,000.00	11,890.00	70.3
	SALE OF ASSETS					
30-391-100.00	SALE OF ASSETS	.00	28,800.00	50,000.00	21,200.00	57.6
	TOTAL SALE OF ASSETS	.00	28,800.00	50,000.00	21,200.00	57.6
	INTERFUND TRANSFERS					
30-392-010.00	TRANSFER FROM GENERAL FD	.00	1,020,415.00	1,843,315.00	822,900.00	55.4
30-392-094.00	TRANSFER FROM GEN CAP RESERVE	.00	40,000.00	.00	(40,000.00)	.0
30-392-950.00	TRNSFR FM CAPITAL EQUIP RESRV	.00	77,600.00	.00	(77,600.00)	.0
	TOTAL INTERFUND TRANSFERS	.00	1,138,015.00	1,843,315.00	705,300.00	61.7
	TOTAL FUND REVENUE	12,529.00	1,565,412.17	2,392,841.30	827,429.13	65.4

GENERAL CAPITAL FUND

		PERIOD ACTUAL	YTD ACTUAL	BUDGET	UNEXPENDED	PCNT
30-406-341.00	ADVERTISING	200.91	200.91	.00	(200.91)	.0
	TOTAL DEPARTMENT 406	200.91	200.91	.00	(200.91)	.0
	GENERAL GOVT - BLDGS & PLANT					
30-409-721.00	ROAD CONSTRUCTION	122.50	735.00	.00	(735.00)	.0
30-409-722.00	STORM WATER MANAGEMENT	11,119.00	51,553.97	831,100.00	779,546.03	6.2
30-409-723.00	BRIDGE CONSTRUCTION	.00	152,715.07	.00	(152,715.07)	.0
30-409-724.00	CURBING	.00	48,037.00	239,167.00	191,130.00	20.1
30-409-725.00	PAVING	2,230.89	818,930.00	773,844.00	(45,086.00)	105.8
30-409-730.00	BUILDING IMPROVEMENTS	29,065.00	67,205.00	115,131.00	47,926.00	58.4
30-409-731.00	TRAFFIC SIGNALS	.00	411,837.16	318,333.00	(93,504.16)	129.4
30-409-741.00	AUTOMOBILES	.00	163,120.99	178,500.00	15,379.01	91.4
30-409-743.00	OTHER EQUIPMENT	7,250.00	111,997.65	189,495.00	77,497.35	59.1
30-409-744.00	FURNITURE/FIXTURES	.00	.00	1,600.00	1,600.00	.0
30-409-760.00	DATA PROCESSING	1,289.92	239,319.42	410,899.00	171,579.58	58.2
	TOTAL GENERAL GOVT - BLDGS & PLANT	51,077.31	2,065,451.26	3,058,069.00	992,617.74	67.5
	DEPARTMENT 438					
30-438-721.03	2019 40 FT ROAD WIDENING	.00	572.11	141,193.00	140,620.89	.4
	TOTAL DEPARTMENT 438	.00	572.11	141,193.00	140,620.89	.4
	INTERFUND TRANSFERS					
30-492-230.00	TRANSFER TO DEBT FUND	.00	211,515.00	211,515.00	.00	100.0
	TOTAL INTERFUND TRANSFERS	.00	211,515.00	211,515.00	.00	100.0
	TOTAL FUND EXPENDITURES	51,278.22	2,277,739.28	3,410,777.00	1,133,037.72	66.8
	NET REVENUE OVER EXPENDITURES	(38,749.22)	(712,327.11)	(1,017,935.70)	(305,608.59)	(70.0)

TOWAMENCIN TOWNSHIP
REVENUES WITH COMPARISON TO BUDGET
FOR THE 11 MONTHS ENDING NOVEMBER 30, 2022

TRAFFIC IMPACT FUND

		PERIOD ACTUAL	YTD ACTUAL	BUDGET	UNEXPENDED	PCNT
	INTEREST ON EARNINGS					
33-341-100.00	INTEREST ON EARNINGS	39.51	204.90	20.00	(184.90)	1024.5
	TOTAL INTEREST ON EARNINGS	39.51	204.90	20.00	(184.90)	1024.5
	OTHER REVENUE					
33-383-100.00	IMPACT FEES	.00	4,395.12	.00	(4,395.12)	.0
	TOTAL OTHER REVENUE	.00	4,395.12	.00	(4,395.12)	.0
	TOTAL FUND REVENUE	39.51	4,600.02	20.00	(4,580.02)	23000.

TOWAMENCIN TOWNSHIP
EXPENDITURES WITH COMPARISON TO BUDGET
FOR THE 11 MONTHS ENDING NOVEMBER 30, 2022

TRAFFIC IMPACT FUND

		PERIOD ACTUAL	YTD ACTUAL	BUDGET	UNEXPENDED	PCNT
	INTERFUND TRANSFERS					
33-492-230.00	TRANSFER TO DEBT FUND	.00	3,735.85	.00	(3,735.85)	.0
	TOTAL INTERFUND TRANSFERS	.00	3,735.85	.00	(3,735.85)	.0
	TOTAL FUND EXPENDITURES	.00	3,735.85	.00	(3,735.85)	.0
	NET REVENUE OVER EXPENDITURES	39.51	864.17	20.00	(844.17)	4320.9

TOWAMENCIN TOWNSHIP
REVENUES WITH COMPARISON TO BUDGET
FOR THE 11 MONTHS ENDING NOVEMBER 30, 2022

LIQUID FUELS FUND

		PERIOD ACTUAL	YTD ACTUAL	BUDGET	UNEXPENDED	PCNT
	INTEREST ON EARNINGS					
35-341-100.00	INTEREST ON EARNINGS	1,965.87	10,198.49	60.00	(10,138.49)	16997.
	TOTAL INTEREST ON EARNINGS	1,965.87	10,198.49	60.00	(10,138.49)	16997.
	STATE SHARED REVENUES & ENTITL					
35-355-030.00	LIQUID FUEL ENTITLEMENT	.00	494,812.14	484,785.01	(10,027.13)	102.1
	TOTAL STATE SHARED REVENUES & ENTITL	.00	494,812.14	484,785.01	(10,027.13)	102.1
	INTERFUND TRANSFERS					
35-392-010.00	TRANSFERS FROM GENERAL FD	.00	89,072.91	.00	(89,072.91)	.0
	TOTAL INTERFUND TRANSFERS	.00	89,072.91	.00	(89,072.91)	.0
	TOTAL FUND REVENUE	1,965.87	594,083.54	484,845.01	(109,238.53)	122.5

TOWAMENCIN TOWNSHIP
EXPENDITURES WITH COMPARISON TO BUDGET
FOR THE 11 MONTHS ENDING NOVEMBER 30, 2022

LIQUID FUELS FUND

		PERIOD ACTUAL	YTD ACTUAL	BUDGET	UNEXPENDED	PCNT
	ROAD MAINTENANCE					
35-438-450.00	OTHER CONTRACTED SERVICES	.00	461,052.48	873,020.00	411,967.52	52.8
	TOTAL ROAD MAINTENANCE	.00	461,052.48	873,020.00	411,967.52	52.8
	TOTAL FUND EXPENDITURES	.00	461,052.48	873,020.00	411,967.52	52.8
	NET REVENUE OVER EXPENDITURES	1,965.87	133,031.06	(388,174.99)	(521,206.05)	34.3

TOWAMENCIN TOWNSHIP
REVENUES WITH COMPARISON TO BUDGET
FOR THE 11 MONTHS ENDING NOVEMBER 30, 2022

MUNICIPAL COMPLEX REPAIRS

		PERIOD ACTUAL	YTD ACTUAL	BUDGET	UNEXPENDED	PCNT
	INTERFUND TRANSFERS					
93-392-010.00	TRANSFERS FROM GENERAL FD	.00	.00	8,200.00	8,200.00	.0
	TOTAL INTERFUND TRANSFERS	.00	.00	8,200.00	8,200.00	.0
	TOTAL FUND REVENUE	.00	.00	8,200.00	8,200.00	.0

TOWAMENCIN TOWNSHIP
EXPENDITURES WITH COMPARISON TO BUDGET
FOR THE 11 MONTHS ENDING NOVEMBER 30, 2022

MUNICIPAL COMPLEX REPAIRS

		PERIOD ACTUAL	YTD ACTUAL	BUDGET	UNEXPENDED	PCNT
	DEPARTMENT 409					
93-409-732.04	HVAC	.00	.00	8,200.00	8,200.00	.0
	TOTAL DEPARTMENT 409	.00	.00	8,200.00	8,200.00	.0
	TOTAL FUND EXPENDITURES	.00	.00	8,200.00	8,200.00	.0
	NET REVENUE OVER EXPENDITURES	.00	.00	.00	.00	.0

TOWAMENCIN TOWNSHIP
EXPENDITURES WITH COMPARISON TO BUDGET
FOR THE 11 MONTHS ENDING NOVEMBER 30, 2022

GENERAL RESERVE FUND

		PERIOD ACTUAL	YTD ACTUAL	BUDGET	UNEXPENDED	PCNT
	INTERFUND TRANSFERS					
94-492-300.00	TRNSFR TO GEN. CAPITAL FD	.00	40,000.00	.00	(40,000.00)	.0
	TOTAL INTERFUND TRANSFERS	.00	40,000.00	.00	(40,000.00)	.0
	TOTAL FUND EXPENDITURES	.00	40,000.00	.00	(40,000.00)	.0
	NET REVENUE OVER EXPENDITURES	.00	(40,000.00)	.00	40,000.00	.0

TOWAMENCIN TOWNSHIP
EXPENDITURES WITH COMPARISON TO BUDGET
FOR THE 11 MONTHS ENDING NOVEMBER 30, 2022

CAPITAL EQUIPMENT RESERVE FUND

		PERIOD ACTUAL	YTD ACTUAL	BUDGET	UNEXPENDED	PCNT
	INTERFUND TRANSFERS					
95-492-300.00	TRNSFR TO GEN. CAPITAL FD	.00	77,600.00	.00	(77,600.00)	.0
	TOTAL INTERFUND TRANSFERS	.00	77,600.00	.00	(77,600.00)	.0
	TOTAL FUND EXPENDITURES	.00	77,600.00	.00	(77,600.00)	.0
	NET REVENUE OVER EXPENDITURES	.00	(77,600.00)	.00	77,600.00	.0